

- 1 
- 2 
- 3 
- 4 
- 5 
- 6 
- 7 
- 8 
- 9 
- 10 
- 11 
- 12 
- 13 
- 14 
- 15 
- RH 

**MATERIAL**

Polyamide based (PA) technopolymer.  
 - Cover: RAL 2004 orange, semi-matte finish, marked "OIL".  
 - Threaded connector: black colour, semi-matte finish.

**PACKING RING**

NBR synthetic rubber.

**SPLASH GUARD**

Technopolymer.

**STANDARD EXECUTIONS**

- **SFP-EX**: without air filter (black splash guard).  
 - **SFP+F-EX**: with "tech-foam" air filter in polyurethane foam mesh (polyester base), air filtration 40 µ (grey splash guard).

**ATEX DIRECTIVE COMPLIANCE**

The breather caps of the SFP-EX series comply with Health and Safety Requirements intended in 94/9/EC ATEX European Directive (explosive atmospheres) for equipments in Group II, category 2GD.  
 II 2 G D IIB T6, marked on the SFP-EX breather caps, represents the identification according to ATEX directive.  
 II: group of substances for which the product is suitable  
 2: identification of the category  
 G: identification of the type of explosive atmosphere (Gases or vapours)  
 D: identification of the type of explosive atmosphere (Dust)  
 IIB: group of explosive gases  
 T6: temperature class  
 Ambient and/or fluid temperature: -30 ÷ +80°C  
 The declaration of conformity to European Directives of this product is available and it is part of the product itself.

**FEATURES AND APPLICATIONS**

SFP-EX breather caps come complete with splash guard device (ELESA original design) that prevents oil loss and are particularly suitable for use where oil is violently agitated and could be splashed against breather cap.

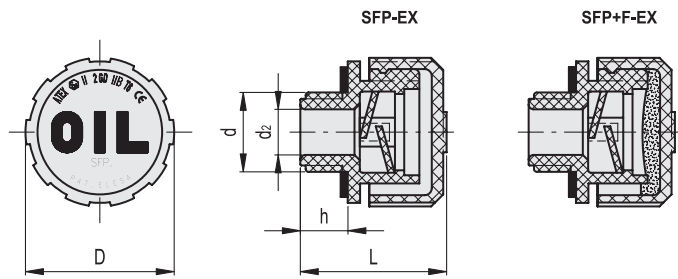
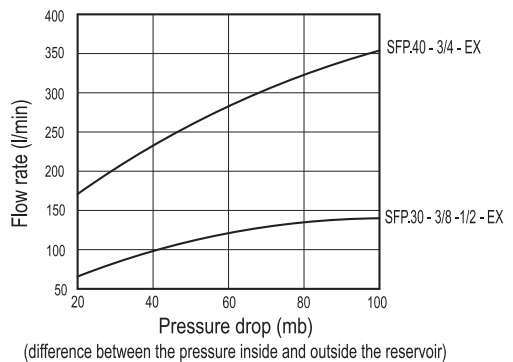
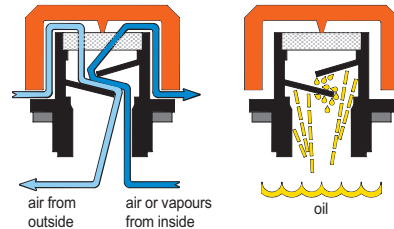
**TECHNICAL DATA**

Air flow rate for each model can be determined from the graph calculating the difference between the pressure inside and outside the reservoir.



ELESA Original design 

**Operating layout**



**SFP-EX**

Code	Description	d	D	L	d2	h	Δ
54001-EX	SFP.30-3/8-EX	G 3/8	31	29.5	10	9.5	11
54101-EX	SFP.30-1/2-EX	G 1/2	31	29.5	12	9.5	11
54201-EX	SFP.40-3/4-EX	G 3/4	42	36.5	18	11.5	22

**SFP+F-EX**

Code	Description	d	D	L	d2	h	Δ
54022-EX	SFP.30-3/8+F-EX	G 3/8	31	29.5	10	9.5	13
54122-EX	SFP.30-1/2+F-EX	G 1/2	31	29.5	12	9.5	15
54222-EX	SFP.40-3/4+F-EX	G 3/4	42	36.5	18	11.5	28