


The ALPHA - CBH 265 range of compact high pulse load resistors are used for a multiple of applications including variable speed drives, cranes, elevators and escalators as well as being used in electronic circuits for capacitor discharges, voltage balancing and filters. Due to the construction of the CBH range of resistors they are particularly suited to high impulse applications.



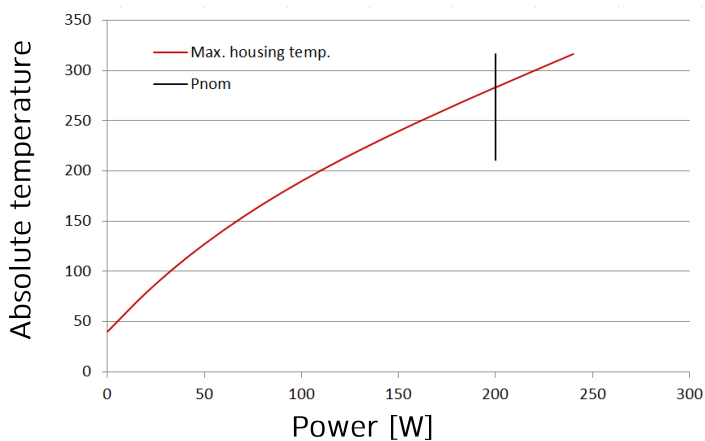
Basic ratings and ordering codes:

Part number	Part name	Ohm value [Ω]	Pulse load [W] T.amb = 40°C, cycle time 120s				
			Duty 1s	Duty 5s	Duty 10s	Duty 20s	Duty 40s
ZH3263210777	CBH 265 CH 777 10R KT	10	15900	4600	2400	1200	610
ZH3263215777	CBH 265 CH 777 15R KT	15	15800	4600	2500	1250	615
ZH3263222777	CBH 265 CH 777 22R KT	22	14600	3500	2100	1200	630
Z3263233777	CBH 265 C 777 33R KT	33	16200	3800	2200	1250	625
Z3263247777	CBH 265 C 777 47R KT	47	13900	3400	2100	1250	620
Z3263268777	CBH 265 C 777 68R KT	68	11200	3000	1900	1250	620
Z3263310777	CBH 265 C 777 100R KT	100	10200	3100	2100	1250	615
Z3263315777	CBH 265 C 777 150R KT	150	8400	2900	2000	1250	615
Z3263322777	CBH 265 C 777 220R KT	220	7500	2800	2000	1200	610

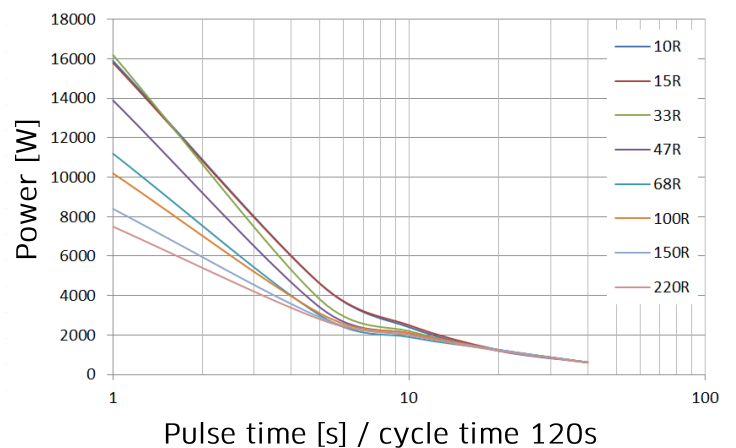
Product highlights

- Nominal power rating 200W @ 40°C ambient natural air cooling
- Cable connections 300mm AWG 16 (1.3mm²)
- High pulse load capability
- High IP class (IP54)
- Fully insulated
- Low thermal drift (100ppm/K)
- UL approved
- External thermal switch option
- Fixed ohm values (E6)
- Low noise

Constant load graph



Pulse overload graph



General specifications		
Temperature Coefficient:		100 ppm/K
Dielectric strength		3500 VAC @ 1 minute
Insulation Resistance:		> 20MΩ / case housing
Environmental:		-40 °C / +70 °C
Surface temperature	At 40°C ambient	280°C @ nominal power. No heatsink is required. When heatsink or forced air is used nominal power can be increased
De-rating		Linear: 40°C = Pn to 70°C = 0.85 * Pn
De-rating vertical mounting		no de-rating
De-rating at high altitudes	1000 m	no de-rating
	1500 m	0.94 * Pn
	3000 m	0.82 * Pn
Mounting instructions		It is recommended to keep a distance of 200mm to the nearest object to prevent heating of neighboring components.
		If two or more brake resistors are mounted next to each other the distance between should be 400mm. Shorter distance requires de-rating.
Cooling		The nominal power of the resistors refers to cooling conditions with Free Natural Air. Cooling at 40°C ambient.
Vibration		Acc. To EN 60068-2-6 frequency range 1 - 100Hz Acceleration / Amplitude
	1 - 13 Hz	± 1mm
	13 - 100 Hz	@ ± 0.7G
Corrosive resistance		Acc. EN 60721-2-1: C2 medium
Resistance tolerance		± 10%
Working voltage		UL: 600VAC. IEC: 690VAC / 1100VDC
Time constant for heating up		1000 s
Switch temperature		180°C
Minimum current / voltage	Thermal switch	10mA / 2V
Rated current / voltage		2.5A @ 250 VAC cos φ=1 Normally Closed
Dielectric voltage		2000VAC (3500VAC between TS and R)

Dimensions

