

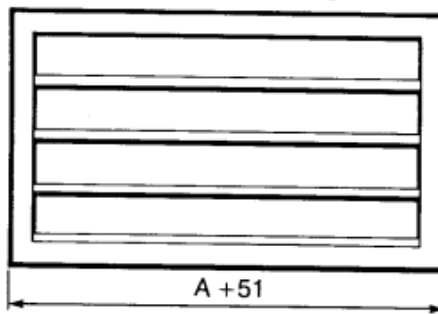
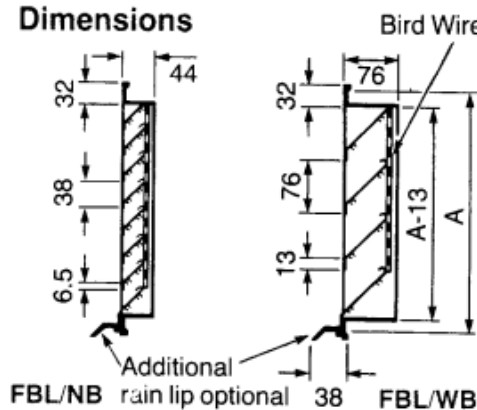
Datasheet

Silver Aluminium Louvre, 351 x 351 mm

RS Stock 432-801



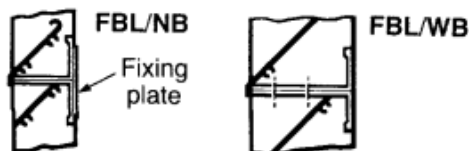
Dimensions



Louvres are manufactured in one piece units up to 1800mm square.

REVERSE BUTT FLANGES FOR HORIZONTAL & VERTICAL JOINTS

Louvres exceeding 1800mm in height are supplied in sections with reverse butting flanges drilled for site fixing on the FBL/WB only. FBL/NB require a plate to be fixed to the reverse butt flange as per detail.



VERTICAL SUPPORT

Louvres exceeding 1800mm in width can be supplied in sections with vertical support channels for alignment and site fixing if individual louvre face details are required.

