



PKE32 + trip block Standard 8-32A



Powering Business Worldwide™

Part no. PKE32/XTU-32

Article no. 121734

Delivery programme

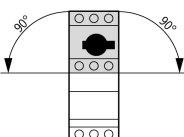
Product range				PKE motor protective circuit-breakers with electronic wide-range overload protection up to 32 A
Basic function				Motor protection Motor protection for heavy starting duty
Single unit/Complete unit				Complete device with standard knob
Setting range of overload releases	I _r	A		8 - 32
Function				With overload release
Motor rating				
AC-3				
220 V 230 V 240 V				
220 V 230 V	P	kW		7.5
380 V 400 V 415 V				
380 V 400 V	P	kW		15
440 V	P	kW		15
500 V	P	kW		18.5
660 V 690 V	P	kW		30
Connection to SmartWire-DT				No
Motor output/rated motor current				
Motor rating	Motor full-load current AC-3			
	220 V	380 V	440 V	500 V
	230 V	400 V		660 V
	240 V	415 V		690 V
P	I	I	I	I
kW	A	A	A	A
2,2	8,7	-	-	-
3	11,5	-	-	-
4	14,8	8,5	-	-
5,5	19,6	11,3	10,2	9
7,5	26,4	15,2	13,8	12,1
11	-	21,7	19,8	17,4
15	-	29,3	26,6	23,4
18,5	-	-	-	28,9
22	-	-	-	-
30	-	-	-	-

Approvals

Product Standards
UL File No.
UL CCN
CSA File No.
CSA Class No.
NA Certification
Specially designed for NA

UL508; CSA-C22.2 No.14-10; IEC60947-4-1; CE marking
E36332
NLRV
12528
3211-05
UL listed, CSA certified
No

General

Standards			IEC/EN 60947, VDE 0660
Climatic proofing			Damp heat, constant to IEC 60068-2-78 Damp heat, cyclic to IEC 60068-2-30
Ambient temperature		°C	
Storage	θ	°C	-40 - +80
Open		°C	-25 - +55
Enclosed		°C	-25 - +40
Mounting position			

Direction of incoming supply			as required
Degree of protection			
Device			IP20
Terminations			IP00
Busbar tag shroud to EN 50274			finger- and back-of-hand-proof
Mechanical shock resistance half-sinusoidal shock 10 ms to IEC 60068-2-27		g	25
Altitude		m	Max. 2000
Terminal capacity screw terminals		mm ²	
Solid		mm ²	1 x (1 - 6) 2 x (1 - 6)
Flexible with ferrule to DIN 46228		mm ²	1 x (1 - 6) 2 x (1 - 6)
Solid or stranded		AWG	14 - 10
Specified tightening torque for terminal screws			
Main cable		Nm	1.7
Control circuit cables		Nm	1

Main conducting paths

Rated impulse withstand voltage	U _{imp}	V AC	6000
Overvoltage category/pollution degree			III/3
Rated operational voltage	U _e	V AC	690
Rated uninterrupted current = rated operational current	I _u = I _e	A	32
Rated frequency	f	Hz	40 - 60
Current heat loss (3 pole at operating temperature)		W	6 (with PKE-XTU(A)-32)
Lifespan, mechanical	Operations	x 10 ⁶	0.05
Lifespan, electrical (AC-3 at 400 V)			
Lifespan, electrical	Operations	x 10 ⁶	0.05
Maximum operating frequency		Ops./ h	
Max. operating frequency		Ops./ h	60
Other technical data (sheet catalogue)			Switching capacity
Motor switching capacity		kA _{rms}	
AC-3 (up to 690 V)		A	32

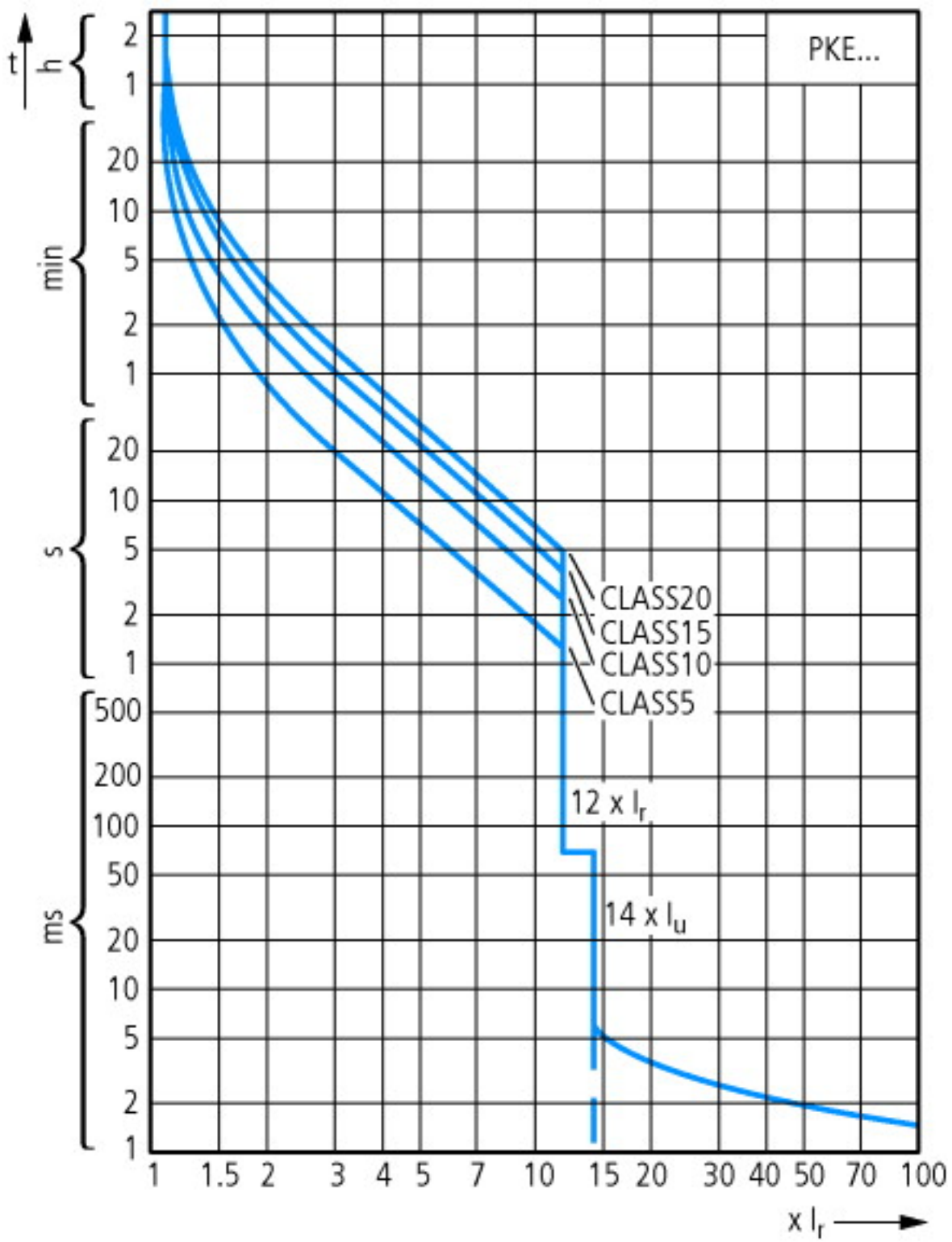
Trip blocks

Temperature compensation		°C	-5 - +40 (to IEC/EN 60947, VDE 0660) -25 - +55 (operating range)
Temperature compensation residual error for T > 40 °C			$\pm 0.1\%/K$
Setting range of overload releases			0.25 - 1 x I _u
Fixed short-circuit release			Basic device 14 x I _u Trip block 12 x I _r delayed approx. 60 ms
Short-circuit release tolerance			± 20%
Phase-failure sensitivity			yes

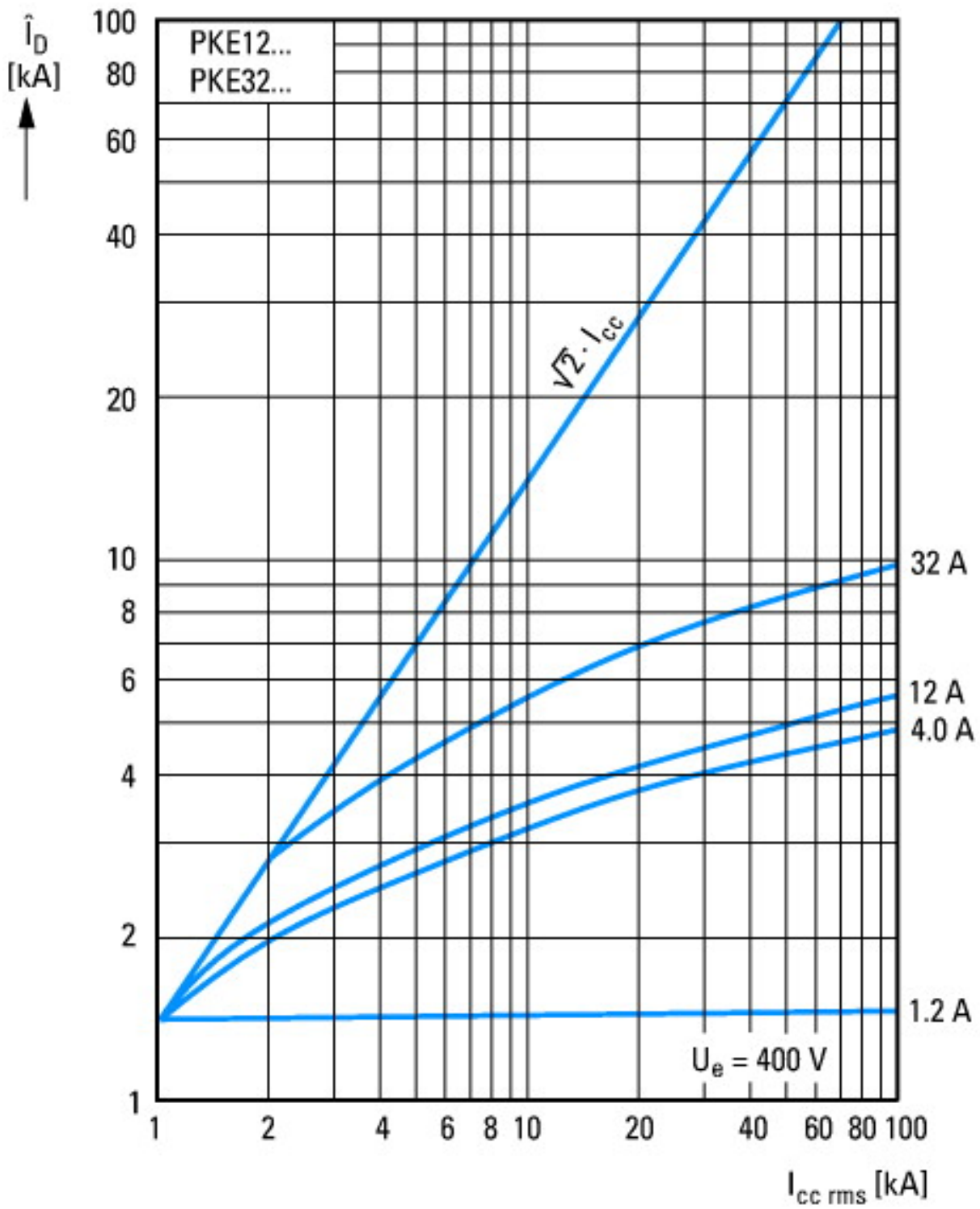
Technical data ETIM 4.0

Rated operation power at AC-3, 400 V		kWh	15
With integrated auxiliary switch			No
Rated permanent current I _u		A	32
With integrated under voltage release			No
Number of poles			3
Degree of protection (IP)			IP20
Connection type main current circuit			Screw connection

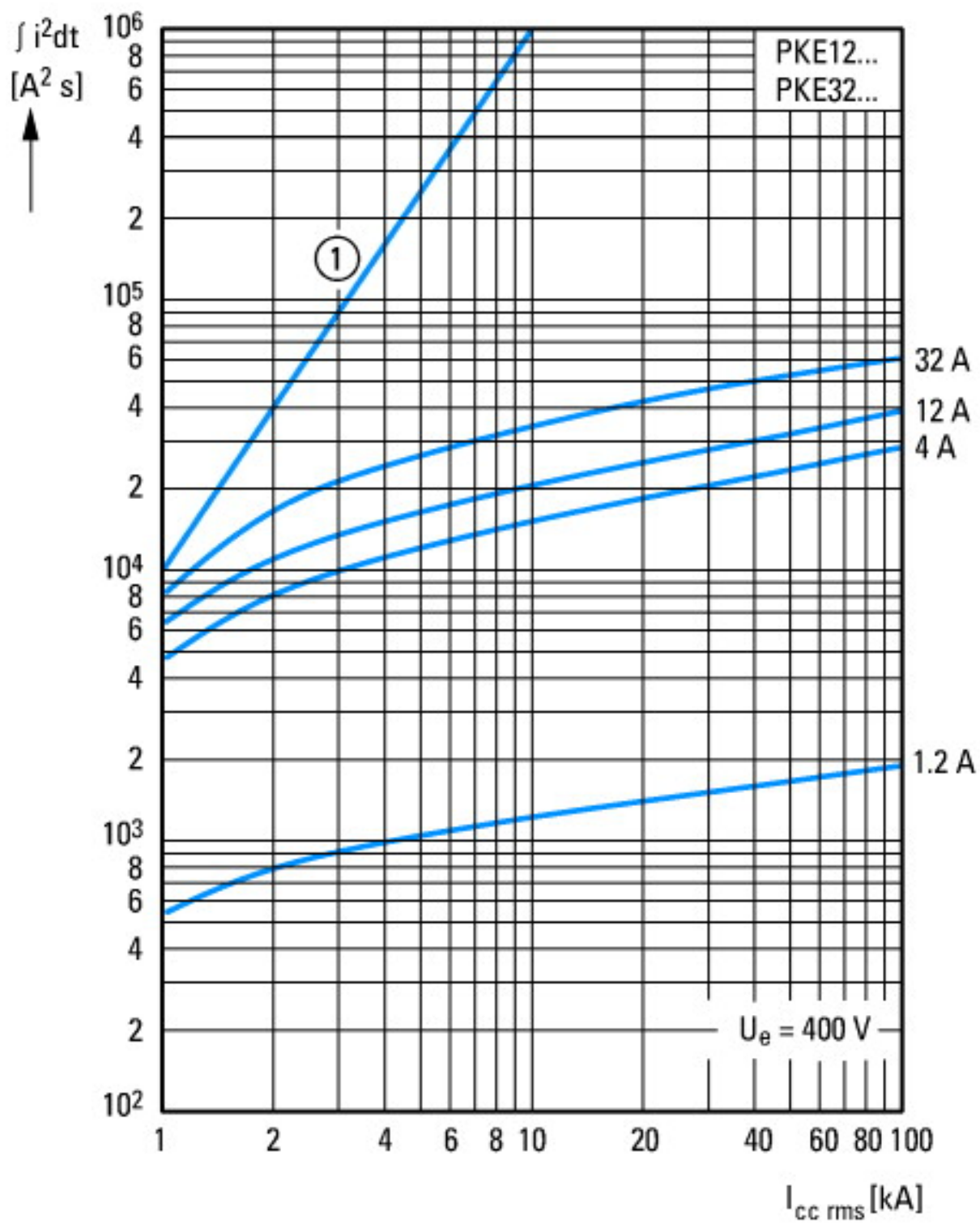
Characteristics



Tripping characteristics

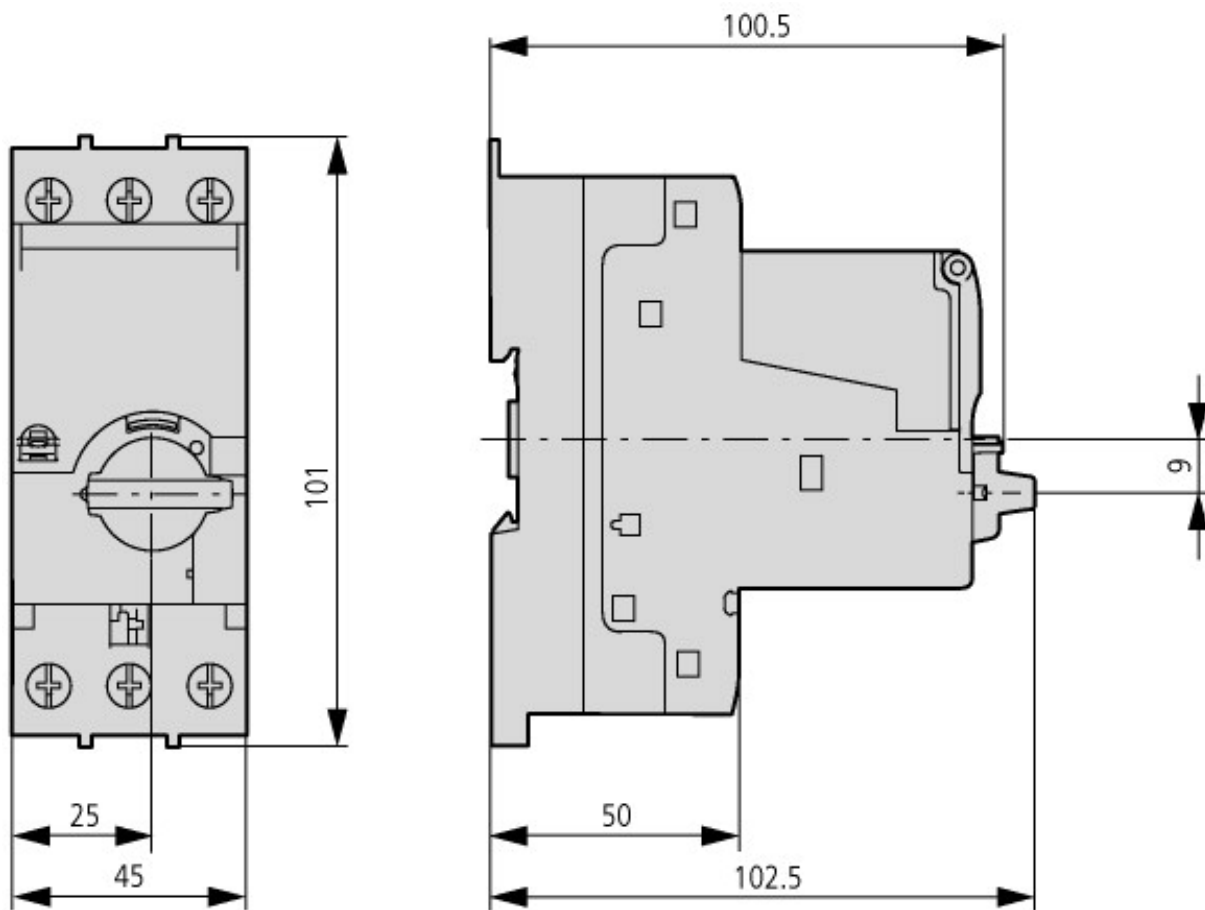


Let-through current



i 1 half-cycle
Let-through energy

Dimensions



Additional product information (links)

IL03402019Z (AWA1210-2490) PKE motor-protective circuit-breaker with wide-range overload protection

IL03402019Z (AWA1210-2490) PKE motor-protective circuit-breaker with wide-range overload protection

ftp://ftp.moeller.net/DOCUMENTATION/AWA_INSTRUCTIONS/IL03402019Z2011_09.pdf

IL03402023Z (AWA1210-2705) Trip block for solid-state motor-protective circuit-breaker

IL03402023Z (AWA1210-2705) Trip block for solid-state motor-protective circuit-breaker

ftp://ftp.moeller.net/DOCUMENTATION/AWA_INSTRUCTIONS/IL03402023Z2011_08.pdf

MN03402004Z-DE/EN Motor-protective circuit-breaker PKE12 and PKE32; Overload monitoring of Ex e motors

MN03402004Z-DE/EN Motor-protective circuit-breaker PKE12 and PKE32; Overload monitoring of Ex e motors - Deutsch / English

ftp://ftp.moeller.net/DOCUMENTATION/AWB_MANUALS/MN03402004Z_DE_EN.pdf

Motor starters and "Special Purpose Ratings" for the North American market

http://www.moeller.net/binary/ver_techpapers/ver953en.pdf

Busbar Component Adapters for modern Industrial control panels

http://www.moeller.net/binary/ver_techpapers/ver960en.pdf