




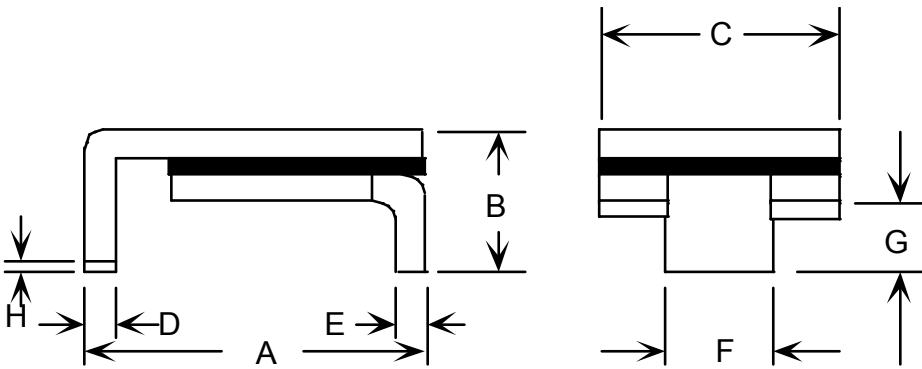
Specification Status: Released

Maximum Electrical Ratings

Operating Voltage / Interrupt Current
30V_{DC} / 40A
12V_{DC} / 60A
5V_{DC} / 125A

Marking:

 **100F** – Part Identification
 – Manufacturer's Mark
 – Lot Identification



Notes:

1. All metal surfaces are tin plated.
2. Devices cannot be wave soldered.
3. Drawing not to scale.

TABLE I. DIMENSIONS:

	A		B		C		D		E		F		G		H
	MIN	MAX	MIN	MAX	MIN	MAX	MIN	MAX	MIN	MAX	MIN	MAX	MIN	MAX	MIN
mm:	6.73	7.98	--	3.00	4.8	5.44	0.56	0.71	0.56	0.71	2.16	2.41	0.66	1.37	0.43
in*:	(0.265)	(0.314)	--	(0.118)	(0.19)	(0.214)	(0.022)	(0.028)	(0.022)	(0.028)	(0.085)	(0.095)	(0.026)	(0.054)	(0.017)

TABLE II. PERFORMANCE RATINGS:

CURRENT RATINGS**						TIME TO TRIP**	RESISTANCE VALUES		TRIPPED-STATE POWER DISSIPATION**
AMPS AT 0°C		AMPS AT 20°C		AMPS AT 60°C		SECONDS AT 20°C, 8.0A MAX	OHMS AT 20°C		WATTS AT 20°C
HOLD	TRIP	HOLD	TRIP	HOLD	TRIP		MIN	MAX*	MAX
1.20	2.40	1.10	2.20	0.72	1.45	0.5	0.12	0.48	1.7

* Maximum resistance is measured 1 hour after reflow.

** Values specified were determined using PCB's with 0.070"X1.5 ounce copper traces.

Agency Recognition:
Reference Documents:
Precedence:
Effectivity:
CAUTION:

UL, CSA and TÜV
PS300
This specification takes precedence over documents referenced herein.
Reference documents shall be the issue in effect on the date of invitation for bid.
Operation beyond the rated voltage or current may result in rupture, electrical arcing or flame.

Materials Information

ROHS Compliant



ELV Compliant



Pb-Free



Halogen Free*



* Halogen Free refers to: Br≤900ppm, Cl≤900ppm, Br+Cl≤1500ppm