

6	50 & AF	154.94	141.61	130.05	134.62	129.54	124.46	50	3-583718-7
	6	18 & v	73.66	63.50	48.77	53.34	48.26	43.18	18
6	32 & l	109.22	99.06	84.33	88.90	71.12	66.04	32	2-583718-7
	6	40 & v	129.54	119.38	104.65	109.22	104.14	99.06	40
6	22 & z	83.82	73.66	58.93	63.50	58.42	53.34	22	2-583718-5
	6	30 & j	91.44	81.28	66.55	71.12	66.04	60.96	30
6	15 & s	66.04	55.88	41.15	45.72	40.64	35.56	15	2-583718-3
	4	22 & z	83.82	73.66	58.93	63.50	58.42	53.34	22
6	25 & c	91.44	81.28	66.55	71.12	66.04	60.96	25	2-583718-1
	6	50 & AF	154.94	141.61	130.05	134.62	129.54	124.46	50
6	40 & v	129.54	119.38	104.65	109.22	104.14	99.06	40	1-583718-5
	6	30 & j	91.44	81.28	66.55	71.12	66.04	60.96	30
6	25 & c	91.44	81.28	66.55	71.12	66.04	60.96	25	1-583718-1
	6	22 & z	83.82	73.66	58.93	63.50	58.42	53.34	22
6	18 & v	73.66	63.50	48.77	53.34	48.26	43.18	18	583718-7
	6	17 & u	71.12	60.96	46.23	50.80	45.72	40.64	17
6	15 & s	66.04	55.88	41.15	45.72	40.64	35.56	15	583718-3
	6	10 & l	53.34	43.18	28.45	33.02	27.94	22.86	10
END CAVITY IDENT		F	E	D	C	B	A	POSN	PART NUMBER

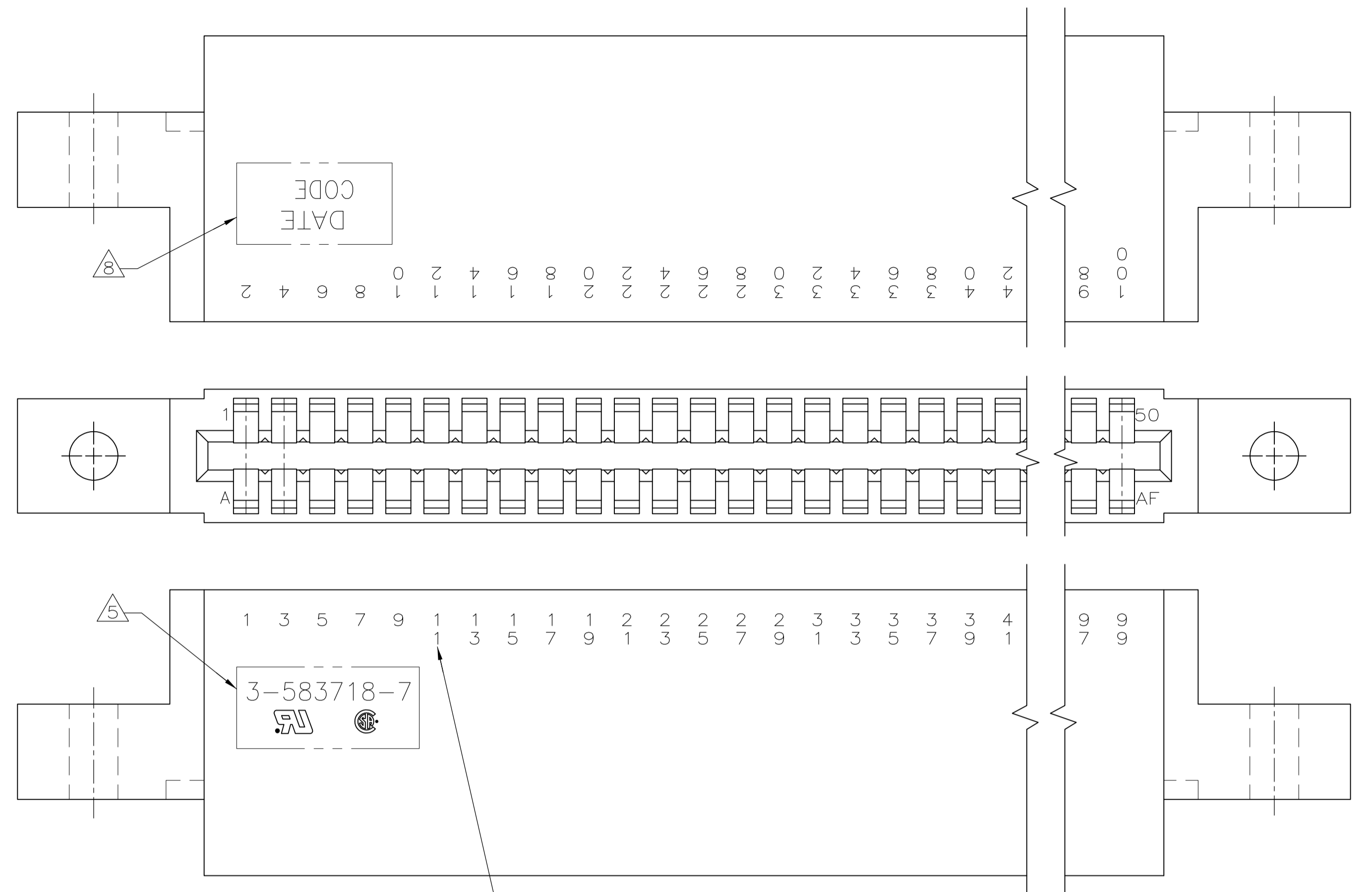
- 1 FIRST 22 POSITIONS MARKED WITH UPPER CASE LETTERS, FOLLOWED BY LOWER CASE LETTERS, FOLLOWED BY UPPERCASE AA,AB,AC ETC. CHARACTERS G,I,O AND Q ARE OMITTED. SEE TABLE FOR END CAVITY IDENTIFICATION.
- 2 OPTIONAL PULL GROOVES. THE PULL GROOVE LENGTH, SIZE AND LOCATION ARE AT THE DISCRETION OF THE MOLD VENDOR.
- 3 CORING AT AMP'S OPTION REF ONLY.
- 4 SAME AS 583718-9 EXCEPT SPECIAL MARKING SEE SHEET 2 FOR DETAIL.
- 5 HOUSING PART NUMBER, UL & CSA LOGO'S TO BE MOLDED IN THIS AREA. UL, LOGO PER 1-18838-3, CSA LOGO PER 1-18839-3.
- 6 STAMP .250±.015 DIA DOT ON LOWER LEFT HAND CORNER SAME SIDE AS AMP PART NUMBER AND DATE CODE.
- 7 SAME AS 1-583718-7 EXCEPT SPECIAL MARKING SEE SHEET 2 FOR DETAIL.
- 8 DATE CODE TO BE MOLDED IN THIS AREA

THIS DRAWING IS A CONTROLLED DOCUMENT. DWN: M. MORRIS 23FEB99  
 CHK: C. BAKER 23FEB99  
 APVD: C. BAKER 23FEB99  
 PRODUCT SPEC: HOUSING, CRIMP SNAP TWIN LEAF .100CL, WITH MOUNTING EARS

STE TE Connectivity

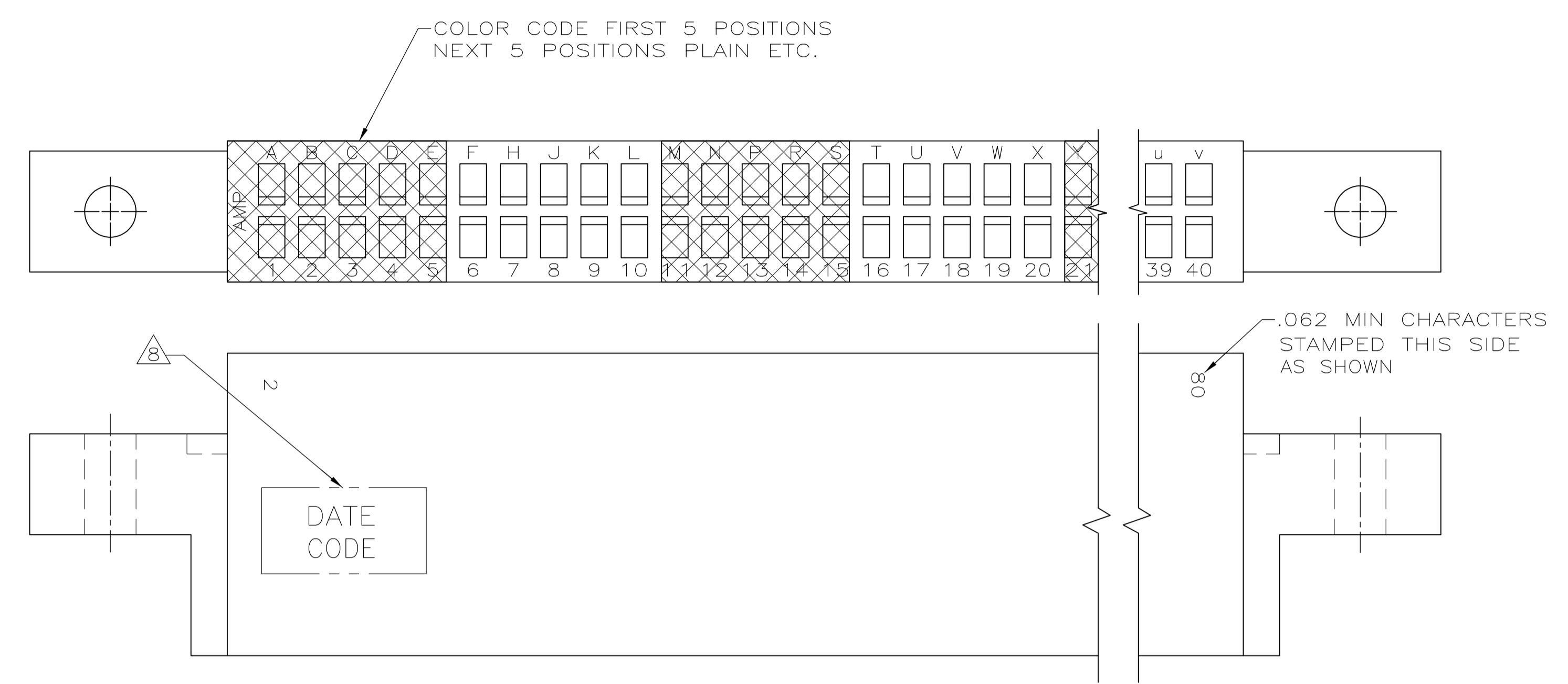
MATERIAL: GLASS FILLED POLYESTER COLOR: BLACK  
 FINISH: -  
 APPLICATION SPEC: -  
 WEIGHT: -  
 CUSTOMER DRAWING

SIZE: A1  
 CASE CODE: 00779  
 DRAWING NO: 583718  
 SCALE: 4:1  
 SHEET: 1 OF 2  
 REV: U1

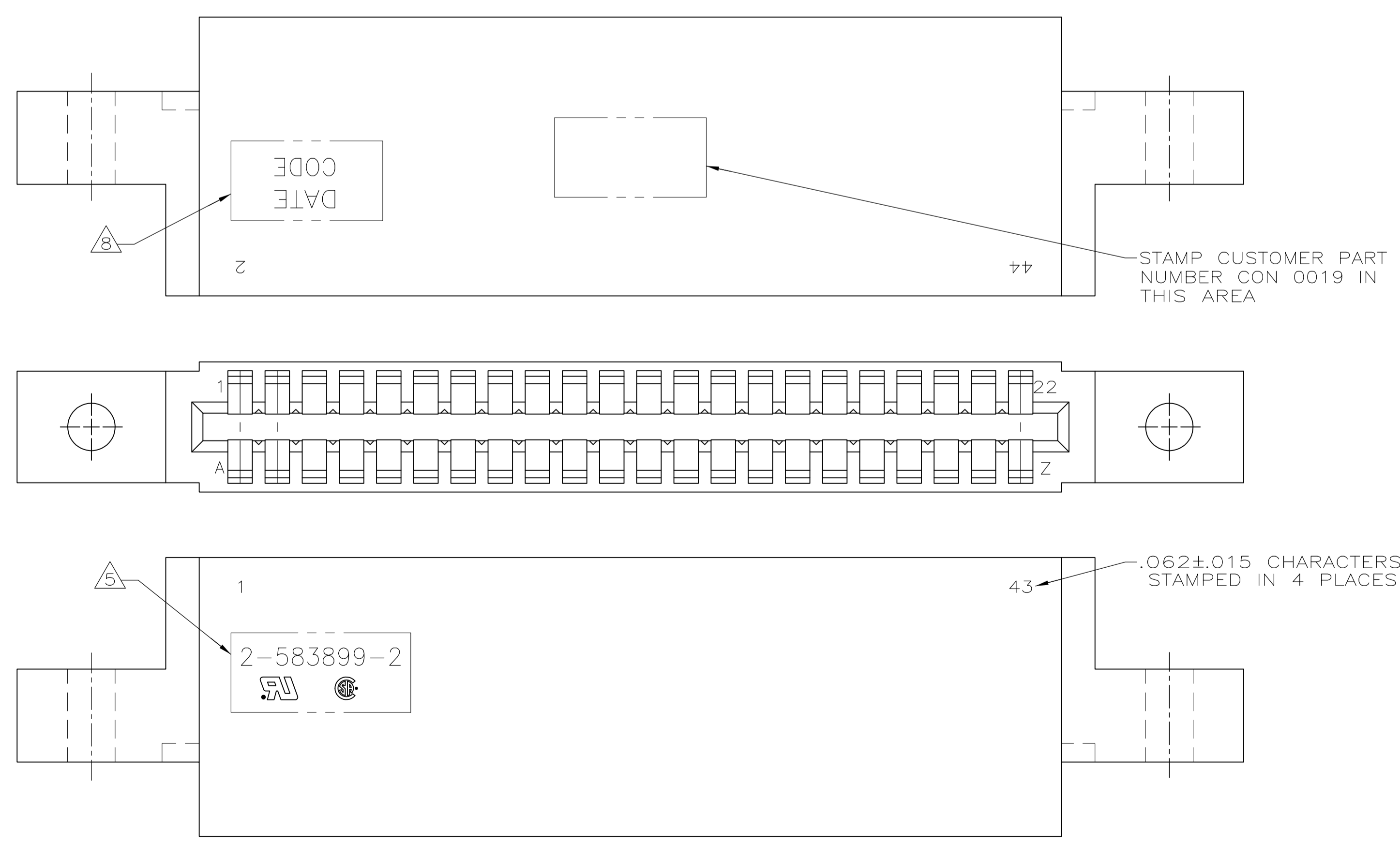


ONLY FOR 3-583718-7, .062 HIGH NUMBERS STAMPED ON BOTH SIDES. NUMBERED SIDE IS EVEN & LETTERED SIDE IS ODD.

PART NUMBER 3-583718-7  $\Delta$



PART NUMBER 2-583718-6



STAMP CUSTOMER PART NUMBER CON 0019 IN THIS AREA

.062±.015 CHARACTERS STAMPED IN 4 PLACES

PART NUMBER 2-583718-2  $\Delta$

THIS DRAWING IS A CONTROLLED DOCUMENT.		DWN M. MORRIS 23FEB99	TE Connectivity
DIMENSIONS: mm [INCHES]		CHK C. BAKER 23FEB99	
TOLERANCES UNLESS OTHERWISE SPECIFIED:		APVD C. BAKER 23FEB99	NAME HOUSING, CRIMP SNAP TWIN LEAF .100g, WITH MOUNTING EARS
0. PLC ± - 1. PLC ± - 2. PLC ± - 3. PLC ± 0.13(.005) 4. PLC ± - ANGLES ± -		APPLICATION SPEC	RESTRICTED TO
MATERIAL		WEIGHT	SIZE CASE CODE DRAWING NO A1 00779 C=583718
		CUSTOMER DRAWING	SCALE 4:1 SHEET 2 OF 2 REV U1