







Using a third common contact pin halves the PCB area to maximise code setting on crowded PCB's. They are also used widely for two state, pull up / pull down resistor setting.

-  Large numerals and EIA colour coded sliders.
-  Base and tape seal for flow soldering and solvent / aqueous washing.
-  1µm hard gold plated wiping contact gives high reliability.
-  If you have a volume requirement for a product variant not shown, please contact us.

Principal Electrical and Performance Data

at 20°C 70% R.H.

Contact Ratings: Non Switching: 100Vac, 5A Switching: 1 µV to 100V, 1µA to 1A up to 10VA.

Initial Contact Resistance: (at 10mV, 10mA max.) Typical: 10mΩ. Max. 20mΩ.

Insulation Resistance: (at 500Vdc min.) 10,000MΩ.

Life: For the first 1000 closures the standard deviation of the change in resistance from the mean is usually less than 1 mΩ. Mechanical wear out of the sliding actuator is usually observed after 10,000 operations.

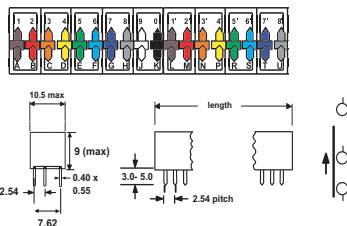
Dielectric Strength: 1 minute: 500Vrms 50Hz.

Capacitance Between Open Contacts: < 1 pf at 1 KHz.

Temperature: operating range for continuous electrical use and manual operation is restricted to -55°C to +100°C for standard products.

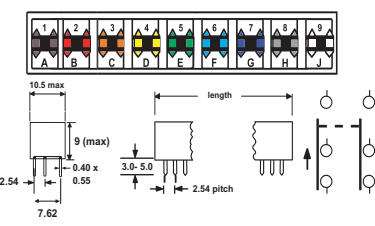
Spectra C CHANGEOVER TRIPLE IN LINE s.p.d.t SCS 023 series

Number of s.p.d.t	Part Nos SCS-plus suffix	Length mm max
1	1-023	4.0
2	2-023	6.7
4	4-023	11.8
6	6-023	16.8
8	8-023	21.9
10	10-023	27.0



Spectra C GANGED CHANGEOVER TRIPLE IN LINE d.p.d.t SCS G-023 series

Number of d.p.d.t	Part Nos SCS-plus suffix	Length mm max
1	1G2-023	4.0
2	2G2-023	6.7
3	3G2-023	11.8
4	4G2-023	16.8
5	5G2-023	21.9



This leaflet is believed to contain the best information available at the time of printing, but is subject to change without notice. Performance figures, where quoted, are actually estimates based on our experience or that of our customers or statutory authorities. In common with all components reliability varies with many factors, and users are invited to contact us in appropriate cases so that where relevant information is available it may be considered by the user. All supplies are subject to the Company's standard conditions of sale which are available on request.

Humidity: BS 2011 Test Ca: 56 days.

Bump: BS 2011 Test Eb: No contact interruptions > 1µs during 4000 bumps at 390m/s² (40g).

Acceleration: BS 2011 Test Ga: No contact interruptions > 1µs during test at 980 m/s² (100g).

Vibration: BS 2011 Test Fc: 10 to 2000Hz. No contact interruptions > 1 µs during test at 147 m/s² (15g) or 1.0mm displacement amplitude.

Shock: BS 2011 Test Ea: 980 m/s² (100g). No contact interruptions > 1 µs during test.

Soldering: solderability: < 2 seconds to wet at 235°C as per IEC 68 and BS 2011 Test T. solder bath method.

Resistance to soldering heat as per IEC 68 and BS 2011 10 seconds satisfactory at 260°C when mounted on 1.5mm PCB.

Please note: BS 2011 is now superseded by BS EN 60068.



Luton Road, Dunstable, Bedfordshire, LU5 4LJ, UK.
 Tel: +44 (0)1582 662241 Fax: +44 (0)1582 600767
 Email: enquires@erg.co.uk Web: http://www.erg.co.uk