

SHP-TS GroLux

SA SHP-TS 600W GROLUX E40 SLV

0020808



Range features

- Patented arc tube delivers highest photosynthetic efficiency of any lamp in the world
- Performance maintained at an exceptional level due to improved structure of outer bulb
- Optimised for the highest Phytolumens or PAR output
- GroLux light spectrum maximises red output essential for plant growth
- Industry leading lumen maintenance of 95% at the end of life
- Suitable for a plethora of applications related to plant growth



PRODUCT OVERVIEW

Ordering number	0020808
Technology	HID
Energy class	A++
Average life (Rated) (h)	24000
Lamp finish	clear
Lamp shape	tubular
Dimmable	No
Cap/Base	E40
Type	SHP-TS
EAN code	5410288208084
CRI (Ra)	20
Colour temperature (K)	2050
Luminous flux (Rated) (lm)	90000
Efficacy (Rated) (lm/w)	149.62593516
Watt (Nominal) (W)	615
Voltage (V)	125

SHP-TS GroLux

SA SHP-TS 600W GROLUX E40 SLV

0020808

DATA TABLE

General data

Ordering number	0020808
Technology	HID
Average life (Rated) (h)	24000
Average life (Nominal) (h)	24000
Energy class	A++
Lamp shape	tubular
Lamp finish	clear
Dimmable	No
Cap/Base	E40
Type	SHP-TS
EAN code	5410288208084
E-number FI	4844455
E-number SE	8358019
Long description	Patented arc tube delivers highest photosynthetic efficiency of any lamp in the world. Performance maintained at an exceptional level due to improved structure of outer bulb. Optimised for the highest Phytolumens or PAR output. GroLux light spectrum maximises red output essential for plant growth. Industry leading lumen maintenance of 95% at the end of life. Suitable for a plethora of applications related to plant growth
Product name	SA SHP-TS 600W GROLUX E40 SLV
Lamp mercury content (mg)	32.4
Control gear required	yes
Fixture rating	open
IEC Reference	IEC 60662
IEC Reference 2	IEC 62035
Intended purpose	General lighting
Special purpose lamp	No
Transformer required	no
Sales pack quantity	12
Rated survival factor at 2000 h 50Hz	1
Rated survival factor at 2000 h	1
Rated survival factor at 4000 h 50Hz	0.99
Rated survival factor at 4000 h	0.99
Rated survival factor at 6000 h 50Hz	0.98
Rated survival factor at 6000 h	0.98
Rated survival factor at 8000 h 50Hz	0.97
Rated survival factor at 8000 h	0.97
Rated survival factor at 12000 h	0.9
Rated survival factor at 12000 h 50Hz	0.9
Rated survival factor at 16000 h	0.79
Rated survival factor at 16000 h 50Hz	0.79
Rated survival factor at 20000 h	0.66
Rated survival factor at 20000 h 50Hz	0.66

SHP-TS GroLux

SA SHP-TS 600W GROLUX E40 SLV

0020808

Optical data

CRI (Ra)	20
Colour temperature (K)	2050
Luminous flux (Rated) (lm)	90000
Luminous flux (Nominal) (lm)	90000
Ambient temperature for maximum luminous flux (°C)	25
Rated lumen maint. factor at 2000 h	0.98
Rated lumen maint. factor at 4000 h	0.96
Rated lumen maint. factor at 6000 h	0.94
Rated lumen maint. factor at 8000 h	0.93
Rated lumen maint. factor at 12000 h	0.91
Rated lumen maint. factor at 16000 h	0.9
Rated lumen maint. factor at 20000 h	0.89
Rated lumen maint. factor at 2000 h 50Hz	0.98
Rated lumen maint. factor at 4000 h 50Hz	0.96
Rated lumen maint. factor at 6000 h 50Hz	0.94
Rated lumen maint. factor at 8000 h 50Hz	0.93
Rated lumen maint. factor at 12000 h 50Hz	0.91
Rated lumen maint. factor at 16000 h 50Hz	0.9
Rated lumen maint. factor at 20000 h 50Hz	0.89

Electrical data

kWh per 1000 hours burning time	677
Efficacy (Rated) (lm/w)	149.62593516
Watt (Rated) (W)	615
Watt (Nominal) (W)	615
Voltage (V)	125
Current (A)	5.5

Physical data

Lamp Length (mm) - C/L	292
Lamp Diameter (mm) - D	48
Packaging outer width (cm)	23
Packaging outer length (cm)	28
Packaging outer height (cm)	33
Packaging single width (cm)	5
Packaging single length (cm)	5
Packaging single height (cm)	30.5

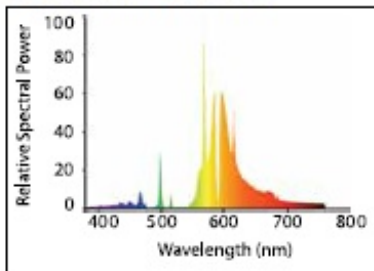
SHP-TS GroLux

SA SHP-TS 600W GROLUX E40 SLV

0020808

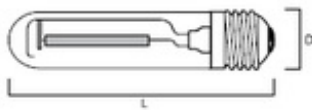
PHOTOMETRY

Sodium SHP-TS GroLux



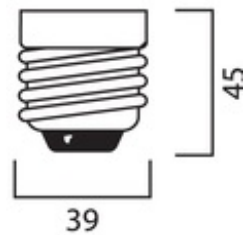
TECHNICAL DRAWINGS

SHP-TS GROLUX



SHP-TS GroLux	250W	400W	600W
L	260	292	292
D	48	48	48

E40



ENERGY LABEL

