

AMPLIMITE .050 Series Cable Plug Connectors, Series III

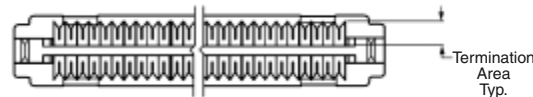
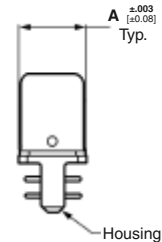
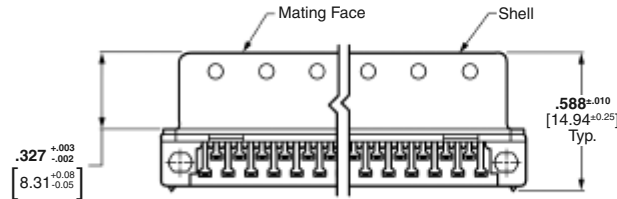
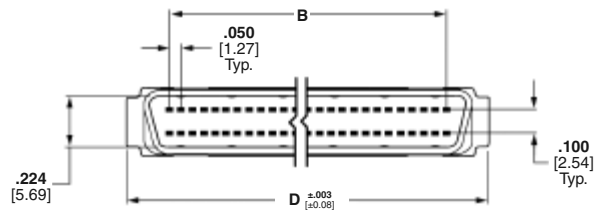
Shielded Plugs



Shielded Plug



Wire Lacing Termination Covers



Shielded Plug with Unassembled Wire Lacing Termination Covers

Materials:

Housing and Covers—Thermoplastic, 94V-0 rated, black or gray

Contacts—Phosphor bronze, duplex plated .000030 [0.00076] min. gold on mating end, tin on termination end, all underplated .nickel

Shell—Steel, plated tin-nickel alloy over nickel over min. copper

Recommended wire size—28 AWG [0.08-0.09mm²] or 30 AWG [0.05mm²], solid or 7 strand, with a .029-.036 [0.74-0.89] insulation diameter.

Technical Documents:
Product Specifications—108-1228
Application Specifications—114-40029

Instruction Sheet—408-9427

Connector With Unassembled Wire Lacing Termination Covers

No. of Pos.	Dimensions			Part Numbers	
	A	B	D	.032-.036 [0.81-0.91] Outer Wire Dia. Black	.029-.031 [0.74-0.79] Outer Wire Dia. Gray
26	.293 7.44	.600 15.24	.979 24.87	5750913-2	1-5750913-2
50	.293 7.44	1.200 30.48	1.579 40.11	5750913-5	1-5750913-5
68	.293 7.44	1.650 41.91	2.029 51.54	5750913-7	1-5750913-7
100	.373 9.47	2.450 62.23	2.829 71.86	—	1-5750913-9

- Notes:** 1. Plug connector requires backshell kit for complete assembly. Refer to pages 16-19 for backshell kit part numbers.
 2. For termination, cover closing and wire lacing tooling, see page 14.

Note: All part numbers are RoHS compliant.