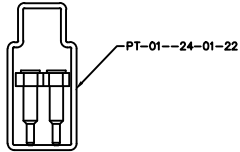
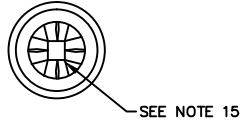


REV. DE



PACKAGING VIEW LEAD STYLE SD -22



SEE NOTE 15

DIMENSIONS ARE IN INCHES		UNLESS OTHERWISE NOTED		TOLERANCES ARE:		TITLE:	DWG NO:
ONE PLACE DECIMALS ±.1[2.5]	THREE PLACE DECIMALS ±.005 [.13]	FOUR PLACE DECIMALS ±.002[.05]	ANGLES	± 2°		ASSEMBLY SOCKET STRIP	XSX-1XX-XX-XX-X-X
							SHEET 2 OF 2

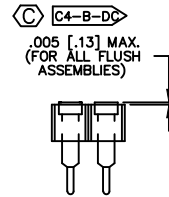


FIGURE 1
(FOR -N OPTION, SEE NOTE 9 SHT.1)

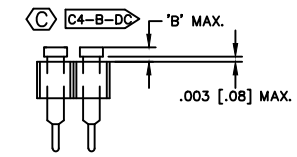


FIGURE 2
(SEE NOTE 9 SHT.1)

TABLE 2: SOCKET SPECIFICATION

LEAD STYLE	SERIES							
	SS	HSS	SD	F _I G	SL SDL	'B'	PIN LENGTH	NO OF FINGER CLIPS
-1A	SC-1W1-XX-2	(SL & SDL N/R)	1	N/A	.038 [.97]	.553 [14.05]	4	4
-1B	SC-1W1-XX-1	(SL & SDL N/R)	1	N/A	.038 [.97]	.703 [17.86]	4	4
-1C	SC-1W1-XX-3	(SL & SDL N/R)	1	N/A	.038 [.97]	.453 [11.51]	4	4
-2	SC-1P1-XX	(SL & SDL N/R)	1	N/A	.038 [.97]	.300 [7.62]	4	4
-3	SC-1S1-XX	(SL & SDL N/R)	1	N/A	.038 [.97]	.203 [5.16]	4	4
-5	SC-2P1-XX	(SS & HSS ONLY)	3	N/A	.038 [.97]	.703 [17.86]	4	4
-5A	SC-2P1-XX	(SL & SDL N/R)	1	N/A	N/A	.703 [17.86]	4	4
-7	SC-1P3-XX	(SL & SDL N/R)	1	N/A	N/A	.600 [15.24]	4	4
-8	SC-2P3-XX	(SL & SDL N/R)	1	N/A	N/A	.542 [13.77]	4	4
-10	N/A		2	SC-3P1-XX	.038 [.97]	.230 [5.84]	4	4
-11	N/A		2	SC-4P1-XX	.028 [.71]	.240 [6.10]	4	4
-12	N/A		2	SC-5P1-XX	.028 [.71]	.190 [4.83]	4	4
-13	SC-2P7-XX	(SS ONLY)	2	N/A	.039 [.99]	.310 [7.87]	4	4
-14	SC-1M1-XX	(N/A)	1	N/A	N/A	.205 [5.21]	4	4
-15	SC-1M2-XX	(N/A)	2	N/A	.028 [.71]	.167 [4.24]	4	4
-17	SC-7P1-XX	(N/A)	1	N/A	N/A	.443 [11.25]	4	4
-18	SC-6P1-XX	(SL & SDL N/R)	1	N/A	.038 [.97]	.353 [8.97]	4	4
-19	N/A		2	SC-8P1-XX	.016 [.41]	.165 [4.19]	4	4
-20	SC-9P1-XX	(N/A)	2	N/A	.028 [.71]	.190 [4.83]	4	4
-21A	EZ-1W1-XX-2	(SL & SDL N/R)	1	N/A	N/A	.553 [14.05]	6	6
-21B	EZ-1W1-XX-1	(SL & SDL N/R)	1	N/A	N/A	.703 [17.86]	6	6
-21C	EZ-1W1-XX-3	(SL & SDL N/R)	1	N/A	N/A	.453 [11.51]	6	6
-22	EZ-1P1-XX	(SL & SDL N/R)	1	N/A	.038 [.96]	.300 [7.62]	6	6
-23	EZ-1S1-XX	(SL & SDL N/R)	1	N/A	N/A	.203 [5.16]	6	6
-28	EZ-2P3-XX	(SL & SDL N/R)	1	N/A	N/A	.542 [13.77]	6	6
-29	EZ-2P2-XX	(SL & SDL N/R)	1	N/A	N/A	.703 [17.86]	6	6
-30	EZ-3P1-XX	(SL & SDL ONLY)	2	N/A	.038 [.97]	.230 [5.84]	6	6
-31	EZ-4P1-XX	(SL & SDL ONLY)	2	N/A	.028 [.71]	.240 [6.10]	6	6
-32	EZ-5P1-XX	(SL & SDL ONLY)	2	N/A	.028 [.71]	.190 [4.83]	6	6
-34	EZ-1M1-XX	(N/A)	1	N/A	N/A	.205 [5.21]	6	6
-37	EZ-7P1-XX	(N/A)	1	N/A	N/A	.443 [11.25]	6	6
-38	EZ-6P1-XX	(SL & SDL N/R)	1	N/A	.038 [.97]	.353 [8.97]	6	6
-39	EZ-8P1-XX	(SL & SDL ONLY)	2	N/A	.016 [.41]	.165 [4.19]	6	6
-40	EZ-9P1-XX	(N/A)	2	N/A	.028 [.71]	.190 [4.83]	6	6
-41	SC-6P1-XX	(N/A)	9	N/A	.005 [.13]	.353 [8.97]	4	4

SEE NOTE 13
SEE NOTE 14

NOT AVAILABLE IN -TT PLATING

SEE NOTE 13 & 14

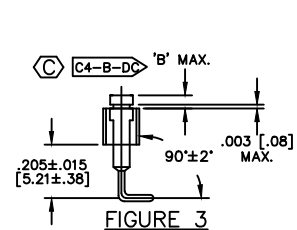
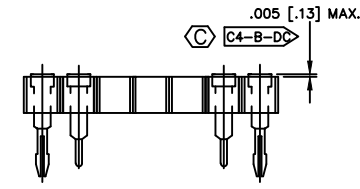
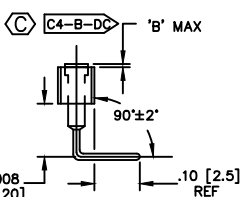


FIGURE 3



OPTION -L: REPLACE BOTH END POS. (BOTH ROWS) AS SHOWN
FIGURE 4
(SEE NOTE 9 SHT.1)



DELETED
FIGURE 7

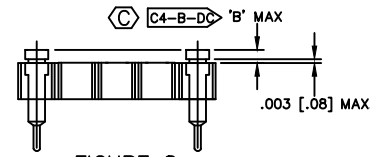


FIGURE 8
OPTION -N
(FOR -SD STYLE, SEE NOTE 9 SHT.1)
(FOR HSS AND SS STYLES, SEE NOTES 3 & 4)
'B' DIMENSION FOR OPTION -N = NON FLUSH

PROPRIETARY NOTE
THIS DOCUMENT CONTAINS INFORMATION CONFIDENTIAL AND PROPRIETARY TO SAMTEC AND OUR CUSTOMERS. IT IS TO BE USED ONLY FOR THE PURPOSES SPECIFIED IN THE ORDER. NO REPRODUCTION OR DISSEMINATION OF THIS DOCUMENT OR ITS CONTENTS IS PERMITTED WITHOUT THE WRITTEN CONSENT OF SAMTEC INC.

MFG PART
XSX-1XX-XX-XX-X-X-MKT-SHT2

samtec

520 PARK EAST BLVD. NEW ALBANY, INDIANA 47151-1147
PHONE (812) 944-6733 P.O. BOX 1147
CODE 55322

MADE BY: MARK CHILTON 11-28-88

XSX-1XX-XX-XX-X-X
SHEET 2 OF 2