

Electronic housing - UEG-EU-BE - 2956819

Please be informed that the data shown in this PDF Document is generated from our Online Catalog. Please find the complete data in the user's documentation. Our General Terms of Use for Downloads are valid (<http://phoenixcontact.com/download>)




Electronics housing base element with snap-on foot for mounting on standard DIN rail, 35 mm wide

Why buy this product

- We will be happy to provide custom cutouts in the base element for connection elements
- UEG-EU-VS connection pins ensure the necessary stability
- Individual UEG-EU-BE base elements can be mounted to extend the installation space
- Direct mounting of the PCB on the UEG-EU BE base element with B 2,2 x 9,5 DIN ISO 1481 sheet metal screws
- Snap-in mounting on standard EN DIN rails
-



Key commercial data

Packing unit	5 pc
Minimum order quantity	5 pc
GTIN	 4 017918 085957
Weight per Piece (excluding packing)	82.6 g
Custom tariff number	85369010
Country of origin	Germany

Technical data

General

Housing type	Component housing
Housing material	Polyamide fiber reinforced
Color	green

Ambient conditions

Ambient temperature (operation)	-40 °C ... 105 °C
---------------------------------	-------------------

Dimensions

Length	172 mm
Constructional height	127.5 mm

Electronic housing - UEG-EU-BE - 2956819

Technical data

Dimensions

Width	35 mm
-------	-------

Technical data

Inflammability class according to UL 94	HB
Power dissipation at 20°C in the horizontal mounting position	8.9 W 18.3 W

Classifications

eCl@ss

eCl@ss 4.0	27180401
eCl@ss 4.1	27180401
eCl@ss 5.0	27180506
eCl@ss 5.1	27180506
eCl@ss 6.0	27180802
eCl@ss 7.0	27182702
eCl@ss 8.0	27182702

ETIM

ETIM 2.0	EC001031
ETIM 3.0	EC001031
ETIM 4.0	EC001031
ETIM 5.0	EC001031

UNSPSC

UNSPSC 6.01	31261501
UNSPSC 7.0901	31261501
UNSPSC 11	31261501
UNSPSC 12.01	31261501
UNSPSC 13.2	31261501

Approvals

Approvals

Approvals

UL Recognized


Ex Approvals

Approvals submitted

Electronic housing - UEG-EU-BE - 2956819

Approvals

Approval details

UL Recognized 

Accessories

Accessories

Mounting material

Connection element - UEG-EU-VS - 5028883



Connection pin, for engaging several base elements to form one unit; 12 necessary per element.

Necessary add-on products

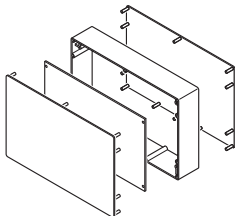
Side element - UEG-EU-SE - 2956822



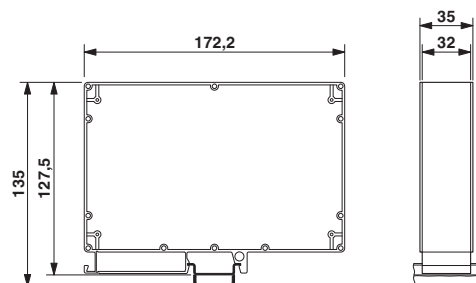
Side element, two pieces necessary, for closing the base element, 1.5 mm thick.

Drawings

Explosion drawing

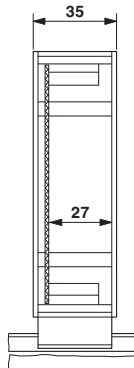


Dimensional drawing



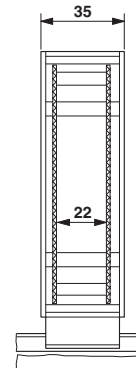
Electronic housing - UEG-EU-BE - 2956819

Dimensional drawing



Maximum height of the components on the PCB, for 1 PCB

Dimensional drawing



Maximum height of the components on the PCB with 2 PCBs

Dimensional drawing

