

Control and signalling units Ø 30

Harmony® 9001 K & SK range
Pushbuttons, switches and pilot lights
with chromium plated metal bezel









































Complete units 9001 K, with screw clamp terminals

1

Selector switches and key switches (contact actuation sequence, see page 1/245)



9001 KS43FB

Shape of head	Mount on side	Contact block (order separately)	Contact status 1 - closed 0 - open	Number and type of positions	Reference	Weight kg
	1 or 2	9001KA2 		2 stay put 	9001 KS11FB	0.172
	1 or 2	9001KA2 		2 spring return from right to left 	9001 KS34FB	0.172
	1	9001KA1 		3 stay put 	9001 KS43FB	0.172
	1 or 2	9001KA1 		3 stay put 	9001 KS46FB	0.172
	1 or 2	9001KA1 		3 spring return from left to center 	9001 KS63FB	0.172
	1 or 2	9001KA1 		3 spring return to center 	9001 KS53FB	0.172
	Side 2	9001KA1 		4 stay put 	9001 KS88FB	0.172
Side 1	9001KA1 					
	1 or 2	9001KA2 		2 stay put 	9001 KS11K1R	0.207
	1 or 2	9001KA1 		2 stay put 	9001 KS11K1R	0.207
	1 or 2	9001KA1 		2 stay put 	9001 KS11K3R	0.207
	1 or 2	9001KA1 		3 stay put 	9001 KS43K5R	0.234
	1 or 2	9001KA1 		3 spring return to center 	9001 KS53K5R	0.234



9001 KS11K1R



Key (E10)

For E 10 key, remove R from reference.

Ex: 9001 KS11K1R: Ronis key
9001 KS11K1: E10 key

Nota : Other contact configurations are available. Please consult your customer care centre.