

CUSTOMER TERMINAL	RoHS	LEAD(Pb)-FREE
Sn96% Ag4%	Yes	Yes

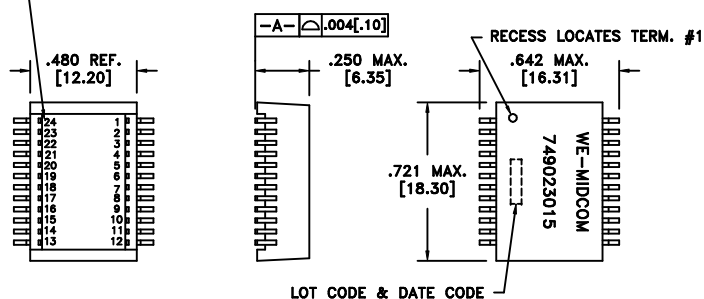
more than you expect



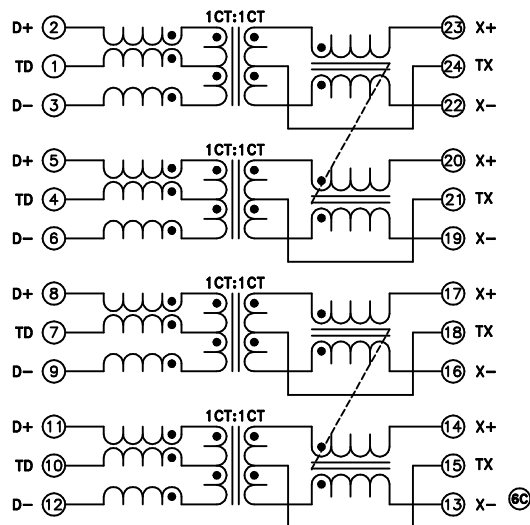
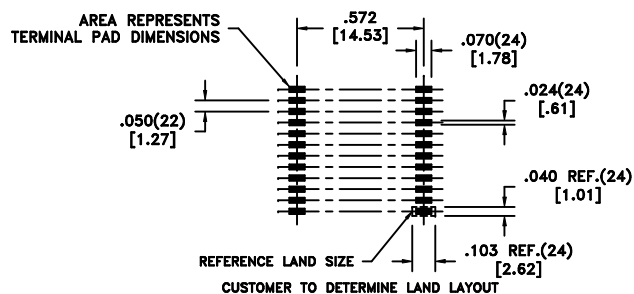
Midcom



TERM. NO.'s FOR REF. ONLY



LOT CODE & DATE CODE



ELECTRICAL SPECIFICATIONS @ 25°C unless otherwise noted:

PARAMETER	TEST CONDITIONS	VALUE
INDUCTANCE	23-22	100kHz, 100mVAC, 8mADC, Ls 350uH min.
INDUCTANCE	20-19	100kHz, 100mVAC, 8mADC, Ls 350uH min.
INDUCTANCE	17-16	100kHz, 100mVAC, 8mADC, Ls 350uH min.
INDUCTANCE	14-13	100kHz, 100mVAC, 8mADC, Ls 350uH min.
DIELECTRIC	1-24	tie(1+4+7+10, 15+18+21+24) 1800Vrms, 1 second 1500Vrms, 1 minute
INSERTION LOSS	300k - 125MHz	-1.2dB max.
RETURN LOSS	500kHz - 40MHz	-18dB min.
RETURN LOSS	40M - 60MHz	-15dB min.
RETURN LOSS	60M - 80MHz	-12dB min.
RETURN LOSS	80M - 100MHz	-10dB min.
CROSSTALK	300kHz - 100MHz	-35dB min.
CMRR	300k - 32MHz	-42dB min.
CMRR	32M - 100MHz	-33dB min.

GENERAL SPECIFICATIONS:

OPERATING TEMPERATURE RANGE: 0°C to +70°C.

COPLANARITY: All 24 terminals must lie on a plane within .004 [.10] of Surface A after lead tinning.

Designed to handle 350mADC and meet 802.3af.

REV.	DATE	Packaging Specifications
6C	12/10	Method: Tape & Reel PKG-0653
6B	2/10	www.we-online.com/midcom
6A	1/08	SEE REVISION SHEET FOR REVISION LEVEL



Tolerances unless otherwise specified:
 Angles: ±1° Decimals: ±.005 [.13]
 Fractions: ±1/64 Footprint: ±.005 [.13]
 This drawing is dual dimensioned. Dimensions in brackets are in millimeters.

DRAWING TITLE
TRANSFORMER
Gigabit & PoE
 eiSos p/n: 749023015



PART NO.	749023015
SPECIFICATION SHEET	1 OF 1