

THIS DRAWING IS UNPUBLISHED. RELEASED FOR PUBLICATION  
 © COPYRIGHT BY TYCO ELECTRONICS CORPORATION. ALL RIGHTS RESERVED.

LOC		DIST		REVISIONS			
P	LTR	DESCRIPTION	DATE	DWN	APVD		
	C	REVISED PER ECO-08-015580	24JUN08	HMR	MS		
	C1	REVISED PER ECO-10-000443	18JAN10	KK	HMR		

**SPECIFICATIONS:**

**MATERIALS:**  
 BASE: PPS UL94V-0  
 COVER: PPS UL94V-0  
 ACTUATOR: LCP UL94V-0  
 MOVING CONTACT: COPPER ALLOY, GOLD OVER NICKEL PLATE  
 FIXED CONTACT/TERMINAL: COPPER ALLOY, GOLD OVER NICKEL PLATE

**ELECTRICAL:**  
 CONTACT RATING: NON-SWITCHING 100mA @ 50 VDC  
 SWITCHING: 25mA @ 24 VDC.  
 INITIAL CONTACT RESISTANCE: 100mΩ MAX. @ 2 VDC, 10 mA.  
 INSULATION RESISTANCE: 100 MEGOHMS MIN. @ 100 VDC.  
 DIELECTRIC STRENGTH: 300 VAC. 1 MINUTE.  
 LIFE: 1,000 CYCLES.

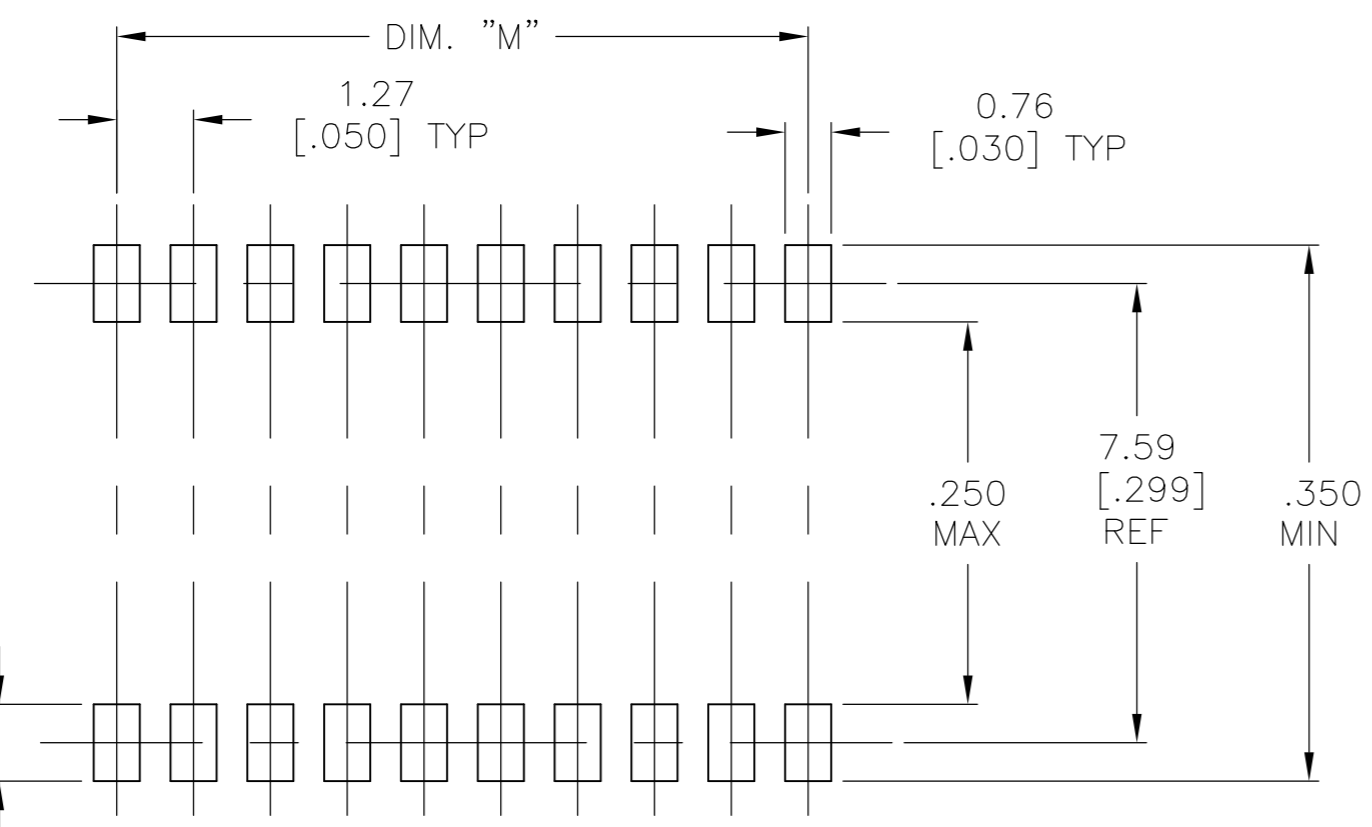
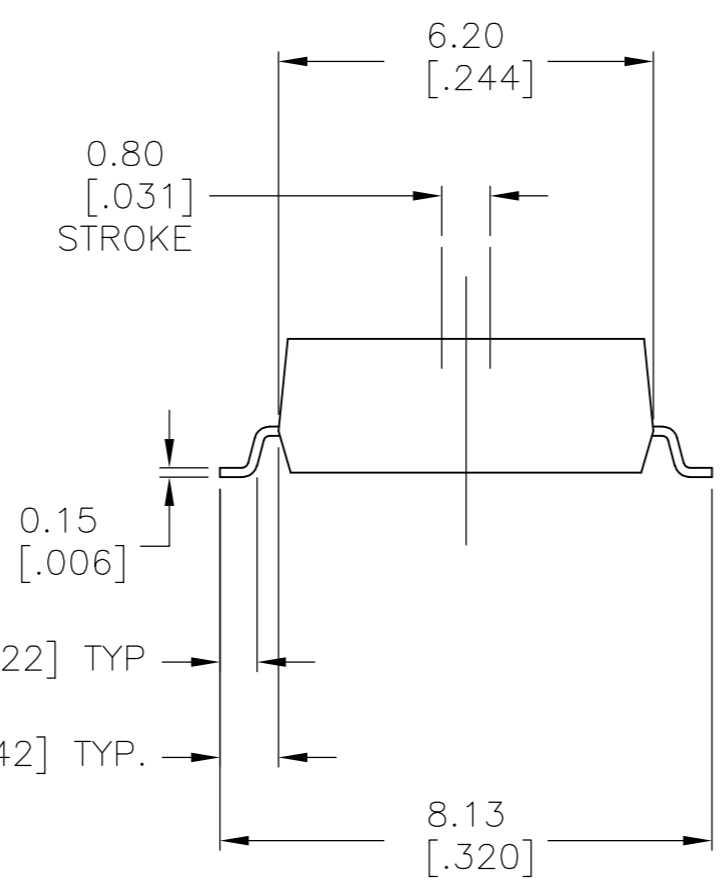
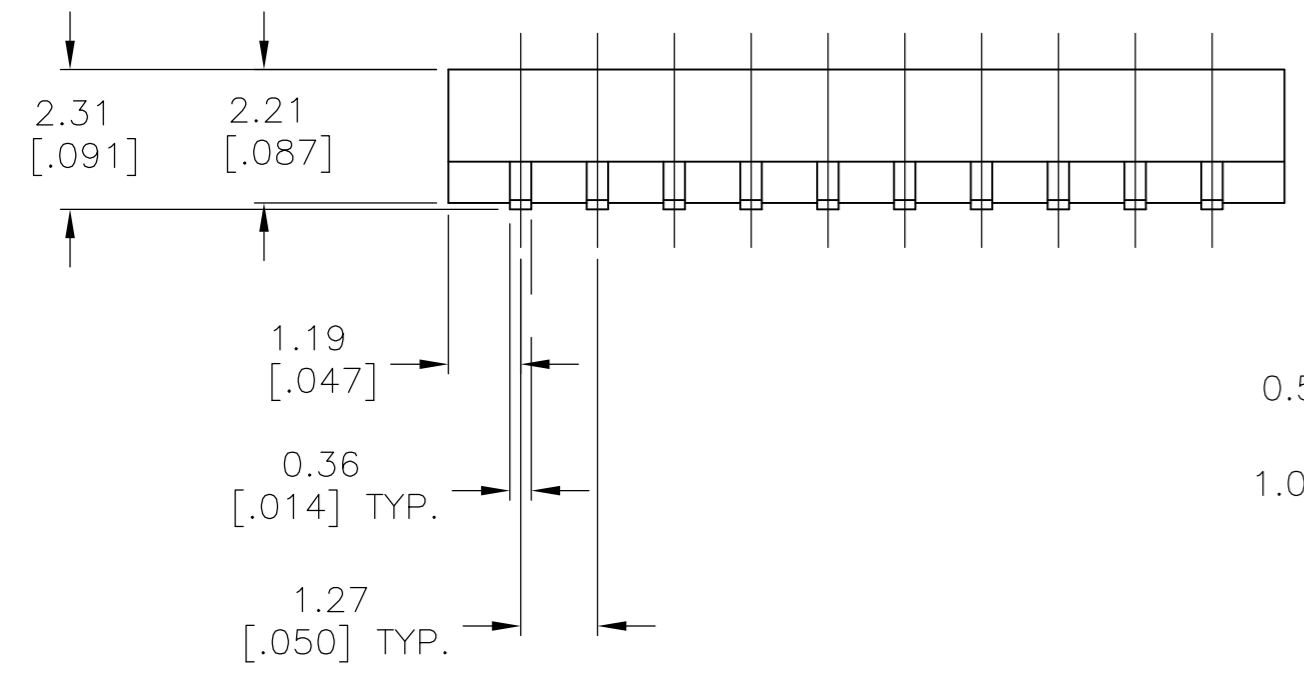
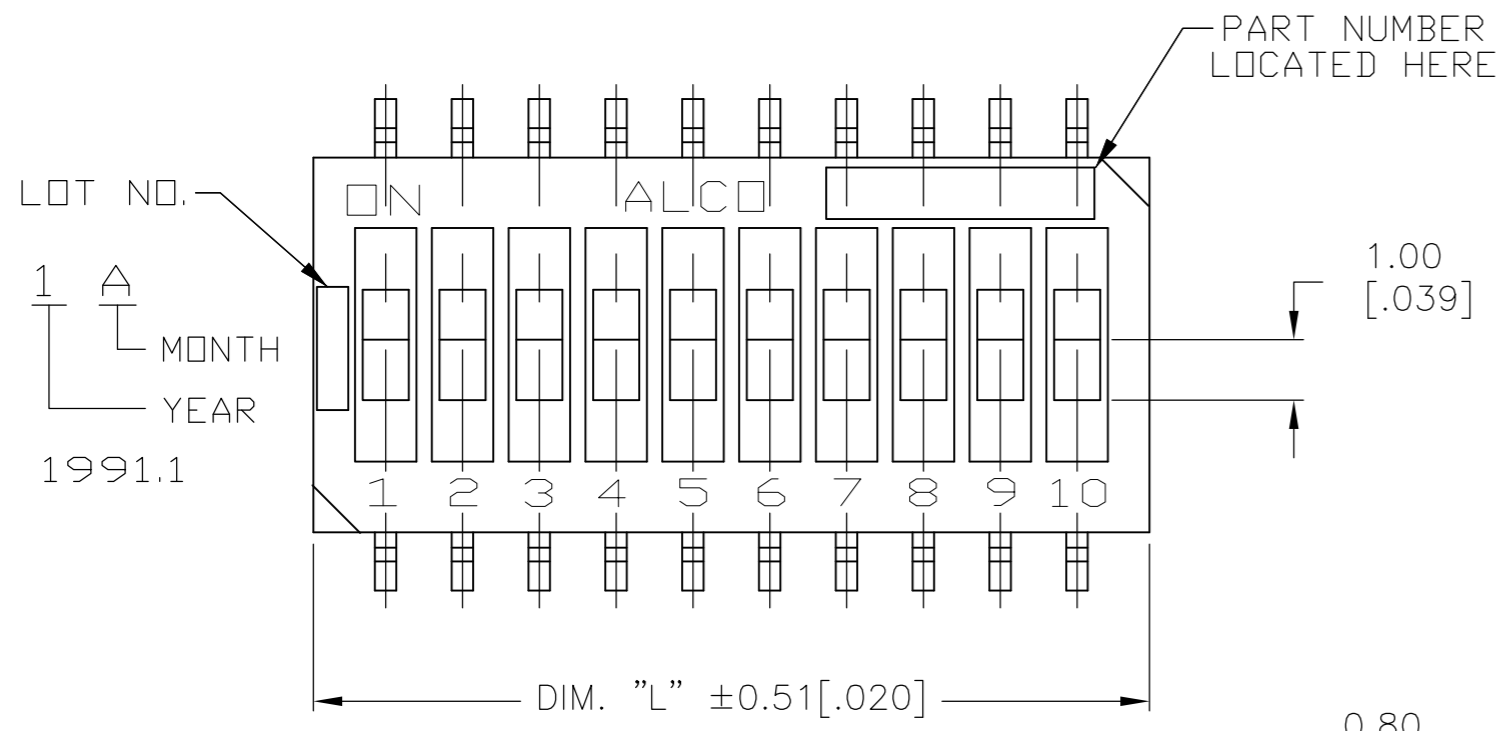
**MECHANICAL:**  
 OPERATING FORCE: 600G MAX.

**ENVIRONMENTAL:**  
 OPERATING TEMPERATURE: -22°F TO +185°F (-30°C TO +85°C).  
 STORAGE TEMPERATURE: -49°F TO +212°F (-45°C TO +100°C).  
 SOLDER HEAT RESISTANCE PER 109-201, CONDITION B  
 SOLDERABILITY PER JIS C 0050 & JIS C 0053

**NOTES:**

- 1 PARTS WITH 'ON' SUFFIX SUPPLIED IN THE ON POSITION.
2. SUPPLIED WITH TAPE SEAL STANDARD.
3. FOR TAPE AND REEL PACKAGING- PART NO. GDHXXSTR SEE MODEL NUMBER CHART BELOW.
- 4 FOR NO SEAL OPTION = NS.
5. ALL MATERIALS AND FINISHES SHALL COMPLY WITH EU DIRECTIVE 2002/95/EC OF 27 JAN 2003 (ROHS)
- 6 OBSOLETE PARTS: OBSOLETE CIS STREAMLINING PER D.RENAUD/D.SINISI

	11.43[.450]	13.82[.544]	10	NONE	GDH010STRNS04	1-1571983-6
1	1.27[.050]	3.66[.144]	2	TAPE	GDH02STRON04	1-1571983-5
	11.43[.450]	13.82[.544]	10	TAPE	GDH010STR04	1-1571983-4
	11.43[.450]	13.82[.544]	10	TAPE	GDH010S04	1-1571983-3
4	8.89[.350]	11.28[.444]	8	NONE	GDH08STRNS04	1-1571983-2
	8.89[.350]	11.28[.444]	8	TAPE	GDH08STR04	1-1571983-1
	8.89[.350]	11.28[.444]	8	TAPE	GDH08S04	1-1571983-0
	6.35[.250]	8.74[.344]	6	TAPE	GDH06STR04	1571983-9
	6.35[.250]	8.74[.344]	6	TAPE	GDH06S04	1571983-8
1	3.81[.150]	6.20[.244]	4	TAPE	GDH04STRON04	1571983-7
4	3.81[.150]	6.20[.244]	4	NONE	GDH04STRNS04	1571983-6
	3.81[.150]	6.20[.244]	4	TAPE	GDH04STR04	1571983-5
	3.81[.150]	6.20[.244]	4	TAPE	GDH04S04	1571983-4
	1.27[.050]	3.66[.144]	2	TAPE	GDH02STR04	1571983-3
1 6	1.27[.050]	3.66[.144]	2	TAPE	GDH02SON04	1571983-2
	1.27[.050]	3.66[.144]	2	TAPE	GDH02S04	1571983-1
	M	L	POLE	SEAL	OLD T&B P/N	PART NUMBER



**P.C.B. PAD LAYOUT**  
 PCB LAYOUT TOLERANCES ±002  
 ON ALL DIMENSIONS

THIS DRAWING IS A CONTROLLED DOCUMENT.		DWN R BROWN 15MAR05	Tyco Electronics Corporation Harrisburg, PA 17105-3608	
DIMENSIONS: mm [INCHES]		CHK M SARVER 15MAR05	NAME	
TOLERANCES UNLESS OTHERWISE SPECIFIED:		APVD M SARVER 15MAR05	PRODUCT SPEC	
0 PLC ± -	1 PLC ± -	APPLICATION SPEC		
2 PLC ± 0.25 [0.010]	3 PLC ± -	WEIGHT -		
4 PLC ± -	ANGLES ± 1°	SIZE A2 CAGE CODE 00779 DRAWING NO C=1571983 RESTRICTED TO -		
MATERIAL -	FINISH -	SCALE 8:1 SHEET 1 OF 1 REV C1		
CUSTOMER DRAWING				