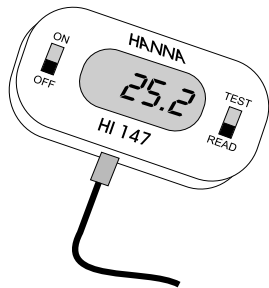


Instruction Manual

HI147-00 HI147-01 Check-fridge thermometers



HANNA
instruments
These Instruments are in
Compliance with the CE Directives

CE

<http://www.hannainst.com>

Dear Customer,
Thank you for choosing a Hanna product. This manual will provide you with the necessary information for the correct operation of the meter. Please read it carefully before using the meter. If you need additional technical information, do not hesitate to e-mail us at tech@hannainst.com. These instruments are in compliance with the **CE** directives.

PRELIMINARY EXAMINATION

Remove the instrument from the packing material and examine it carefully. If any damage has occurred during shipment, immediately notify your Dealer or the nearest Hanna Customer Service Center. The meters are supplied with 1 x 1.5V AAA battery.

Note: Conserve all packing material until the instrument has been observed to function correctly. Any defective item must be returned in its original packing.

Hanna Instruments reserves the right to modify the design, construction and appearance of its products without advance notice.

GENERAL DESCRIPTION

These thermometers are specially designed with a food compatible silicone cable, and can be used for continuous monitoring of temperature in food care areas.

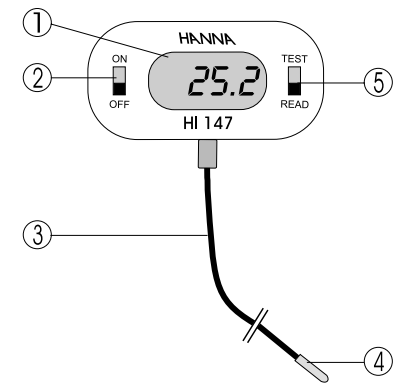
Simply attach the meter to outside a fridge or metal cabinet. This is possible thanks to the two magnets located on the back of the unit. The probe can then be inserted inside the cabinet or fridge for continuous temperature monitoring.

A switch allows a rapid check of the meter calibration at any time.

Two models are available:

- HI 147-00 displays temperatures in Centigrade degrees
- HI 147-01 displays temperatures in Fahrenheit degrees.

FUNCTIONAL DESCRIPTION



1. Liquid Crystal Display (LCD)
2. ON/OFF switch
3. Food compatible silicone cable
4. Temperature probe
5. TEST/READ switch

SPECIFICATIONS

HI 147-00	
Range	-50.0 to +150.0°C
Resolution	0.1°C
Accuracy (@25°C/77°F)	±0.3°C (-20 to 90°C) ±0.5°C (outside)
Typical EMC Deviation	±0.5°C
HI 147-01	
Range	-58.0 to +302°F
Resolution	0.1°F (-58.0 to 199.9°F), 1°F (200 to 302°F)
Accuracy (@25°C/77°F)	±0.5°F (-4 to 194°F) ±1°F (outside)
Typical EMC Deviation	±1°F
Common specifications	
Probe	Stainless steel probe with 1m silicone cable
Battery Type/Life	1 x 1.5V AAA typical 3 years of continuous use
Dimensions	93 x 39 x 31mm (3.7 x 1.5 x 1.2")
Weight	60g (2.1oz)

OPERATIONAL GUIDE

TAKING MEASUREMENTS

- Turn the meter ON and select READ on the TEST/READ switch.
- The temperature value will be displayed on the LCD.
- Wait for a few seconds for the reading to stabilize.

CALIBRATION CHECK

Select TEST on the TEST/READ switch. If the meter is calibrated, the display will stabilize and show "0.0" (HI 147-00) or "32.0" (HI 147-01) in a few seconds. To return to measurement mode, move the TEST/READ switch back to READ.

Contact your dealer or your nearest Hanna Service Center for recalibration, if necessary.

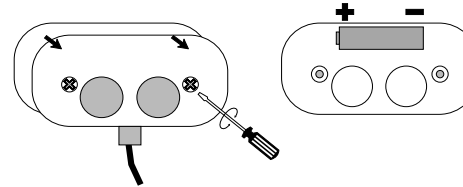
Notes:

- Do NOT wrench the probe or put heavy objects on the cable. If the cable is damaged, the meter needs to be replaced.

- Variations in readings or fading display can indicate a low battery level.

BATTERY REPLACEMENT

When the display fades, remove the two screws on the back. Remove the cover and replace the 1.5V AAA battery while paying attention to its polarity.




Replace the cover and tighten the two screws.

Battery should be replaced only in a safe area using the battery type specified in this instruction sheet.

CE DECLARATION OF CONFORMITY

Recommendations for Users

Before using these products, make sure that they are entirely suitable for the environment in which they are used. Operation of these instruments in residential areas could cause unacceptable interferences to radio and TV equipment. Any variation introduced by the user to the supplied equipment may degrade the instrument's EMC performance. To avoid electrical shock, do not use these instruments when voltages at the measurement surface exceed 24 VAC or 60 VDC. To avoid damages or burns, do not perform any measurement in microwave ovens.



WARRANTY

HI 147-00 and HI 147-01 are warranted for one year against defects in workmanship and materials when used for its intended purpose and maintained according to instructions. This warranty is limited to repair or replacement free of charge.

Damages due to accident, misuse, tampering or lack of prescribed maintenance are not covered. If service is required, contact the dealer from whom you purchased the instrument. If under warranty, report the model number, date of purchase, serial number and the nature of the failure. If the repair is not covered by the warranty, you will be notified of the charges incurred. If the instrument is to be returned to Hanna Instruments, first obtain a Returned Goods Authorization Number from the Customer Service department and then send it with shipment costs prepaid. When shipping any instrument, make sure it is properly packaged for complete protection.

To validate your warranty, fill out and return the enclosed warranty card within 14 days from the date of purchase.

All rights are reserved. Reproduction in whole or in part is prohibited without the written consent of the copyright owner, Hanna Instruments Inc., Woonsocket, Rhode Island, 02895, USA.