


75 - 100 kg

**Institutional  
Castors  
Series 2470**









Housing made of pressed steel, zinc-chromatised, double ball bearing swivel head, wheel axle with nut




**Wheel: PJP**  
Wheel centre: Polypropylene  
Tread: TENTEprene (thermoplastic rubber) with threadguards, precision ball bearing











Swivel Castor

								
	mm	mm	mm	mm	mm	mm	mm	kg
<b>2470 PJP 075 P40</b>	075	25	60 x 60	48/38 x 48/38	6,3	24	100	75
<b>2470 PJP 100 P50</b>	100	32	77 x 67	61,5/56 x 51,5/46,5	8,5	38	135	100
<b>2470 PJP 125 P50</b>	125	32	77 x 67	61,5/56 x 51,5/46,5	8,5	41	160	100
<b>2470 PJP 150 P50</b>	150	32	77 x 67	61,5/56 x 51,5/46,5	8,5	45	185	100

2470 PJP 125 P50




Fixed Castor









								
	mm	mm	mm	mm	mm	mm	mm	kg
<b>2478 PJP 075 P60</b>	075	25	67 x 60	48/40 x 48/40	6,3		100	75
<b>2478 PJP 100 P50*</b>	100	32	77 x 67	61,5/56 x 51,5/46,5	8,5		135	100
<b>2478 PJP 125 P50*</b>	125	32	77 x 67	61,5/56 x 51,5/46,5	8,5		160	100
<b>2478 PJP 150 P50*</b>	150	32	77 x 67	61,5/56 x 51,5/46,5	8,5		185	100

2478 PJP 125 P50


\* Longside of plate 90° off track











Swivel Castor with total lock

								
	mm	mm	mm	mm	mm	mm	mm	kg
<b>2477 PJP 075 P40</b>	075	25	60 x 60	48/38 x 48/38	6,3	24	100	75
<b>2477 PJP 100 P50</b>	100	32	77 x 67	61,5/56 x 51,5/46,5	8,5	43,5	135	100
<b>2477 PJP 125 P50</b>	125	32	77 x 67	61,5/56 x 51,5/46,5	8,5	41	160	100
<b>2477 PJP 150 P50</b>	150	32	77 x 67	61,5/56 x 51,5/46,5	8,5	36	185	100

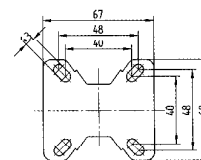
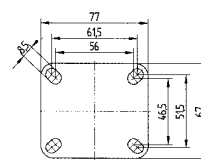
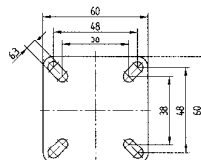
2477 PJP 125 P50



Swivel Castor with directional lock

								
	mm	mm	mm	mm	mm	mm	mm	kg
<b>2471 PJP 100 P50</b>	100	32	77 x 67	61,5/56 x 51,5/41,5	8,5	43,5	135	100
<b>2471 PJP 125 P50</b>	125	32	77 x 67	61,5/56 x 51,5/41,5	8,5	41	160	100
<b>2471 PJP 150 P50</b>	150	32	77 x 67	61,5/56 x 51,5/41,5	8,5	36	185	100

**Fixing Plates:**



2471 PJP 125 P50

Swivel Castor P40 - 60x60

Swivel- and Fixed Castor P60

Fixed Castor P60 - 67x60