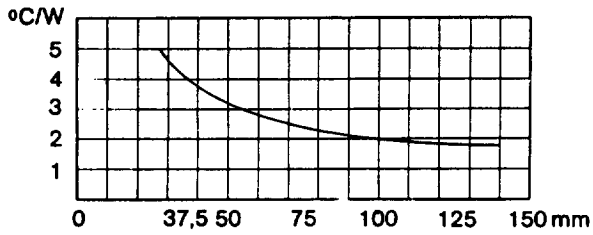
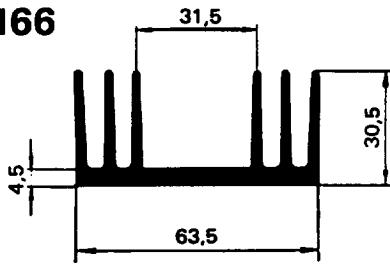
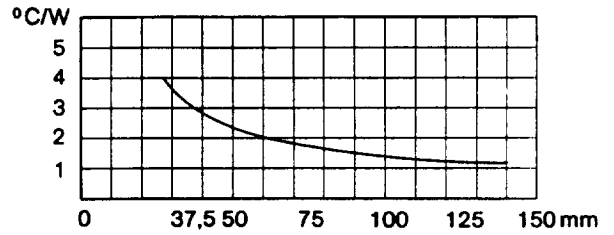
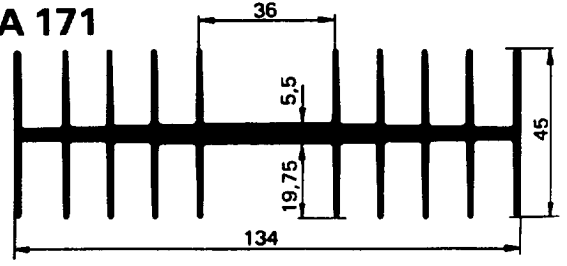


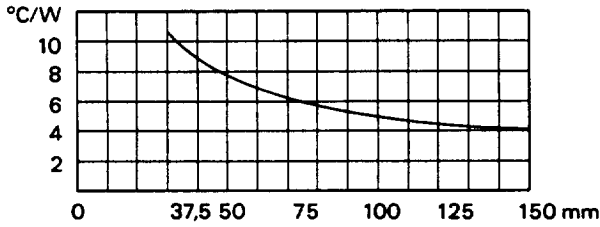
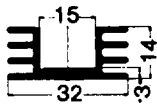
WA 166



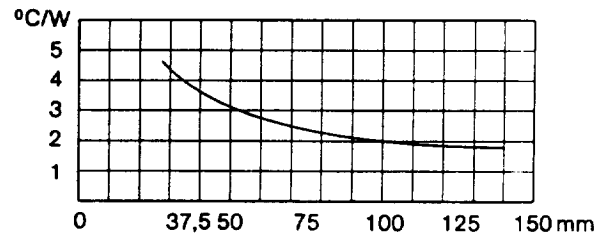
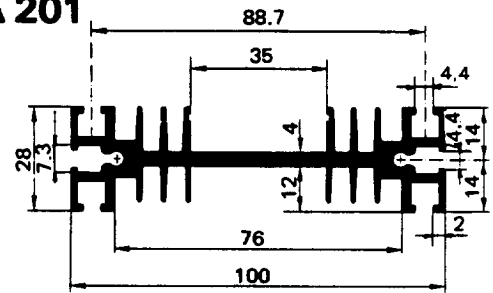
WA 171



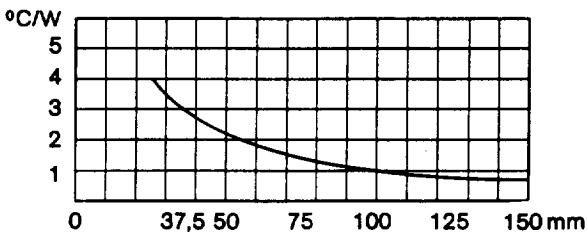
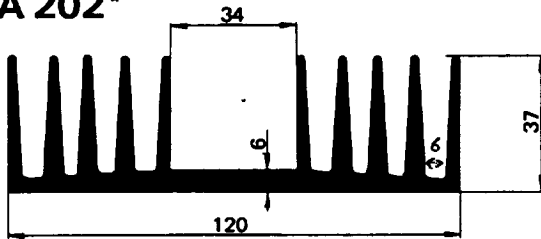
WA 200*



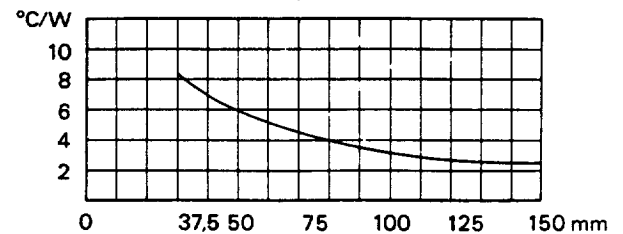
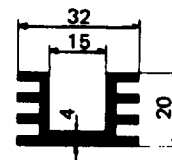
WA 201



WA 202*



WA 203*



Index	Types en stock		Types profils						
	Long. mm	Perçage	WA 166 1,63 kg/m	WA 171 3,69 kg/m	WA 200 0,46 kg/m	WA 201 2,54 kg/m	WA 202 4,74 kg/m	WA 203 0,7 kg/m	WA 204 1,41 kg/m
- 0	1000	-	X	X	X	X	X	X	X
- 1	75	-	X	X		X	X		X
- 2	150	-		X					
- 5	75	2×TO-3				X	X		
- 6	37,5	-	X		X		X		
- 8	37,5	1×TO-3				X		X	X
- 9	37,5	1×TO-66					X		
- 10	75	2×TO-3/36							

* Modèle en liste GAM